PALFINGER

PK6501HPJI

	Inhaltsverzeichnis	Table of Contents	Table des Matieres
03	**TECHNISCHE DATEN**	**SPECIFICATIONS**	**DONNEES TECHNIQUES**
03 / 0100	Technische Daten	Specifications	Données Techniques
03 / 0200	Transportstellung - FL	Transport position - FL	Position de transport - FL
03 / 0300	Transportstellung - VBH 173	Transport position - VBH 173	Position de transport - VBH 173
03 / 0400	Arbeitsstellungen	Working positions	Position de travail
03 / 0500	Abstützung - Ausleger	Support - outrigger beam	Support - extension laterale
03 / 0600	Abstützung - Abstützzylinder	Support - stabilizer ram	Support - stabilisateur
03 / 0700	Anordnung der Bridenschrauben	Location of mounting bolts	Arrangement de brides
03 / 0800	Bridenschrauben	Bolts	Brides
04	**TRAGLASTEN**	**LOAD CAPACITIES**	**FORCES PORTANTES**
04 / 0100	PK 6501 ()	PK 6501 ()	PK 6501 ()
04 / 0200	PK 6501 A	PK 6501 A	PK 6501 A
04 / 0300	PK 6501 B	PK 6501 B	PK 6501 B
04 / 0400	PK 6501 C	PK 6501 C	PK 6501 C
04 / 0500	Traglast-Verlängerung	Load capacity-Extension	Force portante-Rallonge
05	**SCHWERPUNKTE**	**CENTERS OF GRAVITY**	**CENTRES DE GRAVITE**
05 / 0100	Gewichte und Schwerpunkte	Weights and centers of gravity	Poids et centres de gravite
06	**HYDRAULIKSCHEMATA**	**HYDRAULIC DIAGRAMS**	**SCHEMA HYDRAULIQUE**
06 / 0100	Gerätebezeichnung	Descripton	Designation d' appareil
06 / 0200	Steuerung-FL	Control-FL	Commande-FL
06 / 0201	Steuerung-FL	Control-FL	Commande-FL
06 / 0300	Steuerung-RC	Control-RC	Commande-RC
06 / 0301	Steuerung-RC	Control-RC	Commande-RC
06 / 0400	Steuerung-FL-ISC	Control-FL-ISC	Commande-FL-ISC
06 / 0401	Steuerung-FL-ISC	Control-FL-ISC	Commande-FL-ISC
06 / 0500	Kranabstützung - R1,R2	Crane support - R1,R2	Support de grue - R1,R2
06 / 0501	Kranabstützung - R1,R2	Crane support - R1,R2	Support de grue - R1,R2
06 / 0600	Kranabstützung - R3X	Crane support - R3X	Support de grue - R3X
06 / 0601	Kranabstützung - R3X	Crane support - R3X	Support de grue - R3X
06 / 0700	Schwenkwerk	Slewing system	Dispositif de pivotement
06 / 0800	Hauptarm	Main boom	Bras principal
06 / 0900	Knickarm	Outer boom	Deuxieme bras
06 / 1000	Schubzylinder I(),II(A)	Boom extensions ram I(),II(A)	Verin d' extension I(),II(A)
06 / 1100	Schubzylinder III(B),IV(C)	Boom extension ram III(B),IV(C)	Verin d'extension III(B),IV(C)
06 / 1200	Zusatzgeräte-2/4	Attachment-2/4	Connexion-2/4
06 / 1300	Überlastsicherung-OSK-FL	Overload protection-OSK-FL	Soupape de surcharge-OSK-FL

PALFINGER CRANE	Traglastdiagramm *Lifting capacity diagram* Diagramme de capacit	DTS104JGB/04 Kapitel *Chapter* Chapitre
Modell *Model* Type (S104–EK–A) **PK 6501** PK 6501 ()		Seite *Page* Page 0100
		Ausgabe *Edition* Edition 08/2008

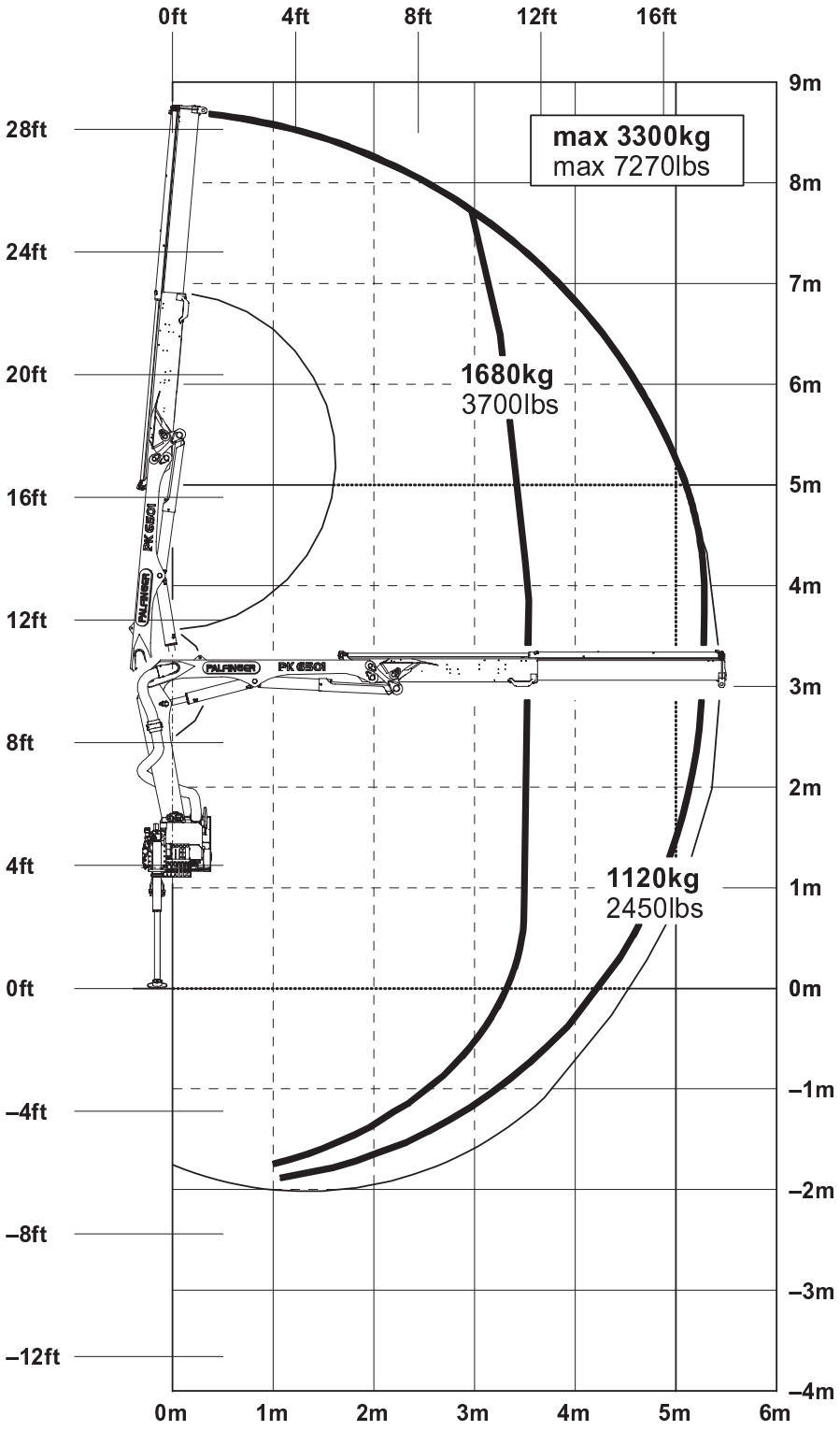

Subject to change, production tolerances have to be taken into account.

Classification: H1/B3 in EN12999

PALFINGER CRANE	Traglastdiagramm *Lifting capacity diagram* Diagramme de capacit	DTS104JGB/04 Kapitel / *Chapter* / Chapitre
Modell / *Model* / Type (S104–EK–A) **PK 6501** **PK 6501 A**		Seite / *Page* / Page 0200
		Ausgabe / *Edition* / Edition 08/2008

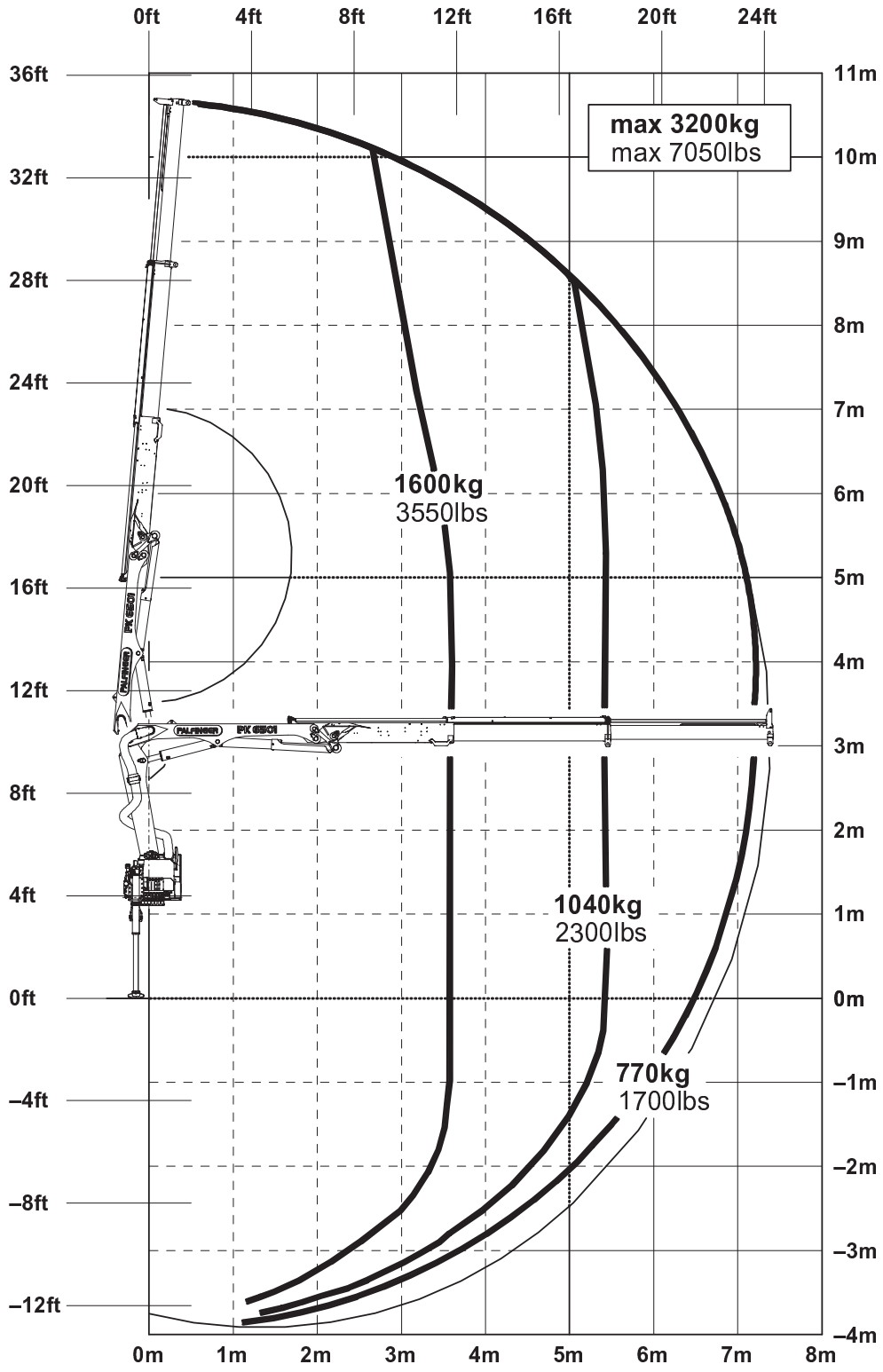

Subject to change, production tolerances have to be taken into account.

Classification: H1/B3 in EN12999

PALFINGER CRANE

Modell (S104–EK–A) Model Type

PK 6501

PK 6501 B

Traglastdiagramm
Lifting capacity diagram
Diagramme de capacit

Kapitel	*Chapter*	Chapitre
DTS104JGB/04		
Seite	*Page*	Page
0300		
Ausgabe	*Edition*	Edition
08/2008		

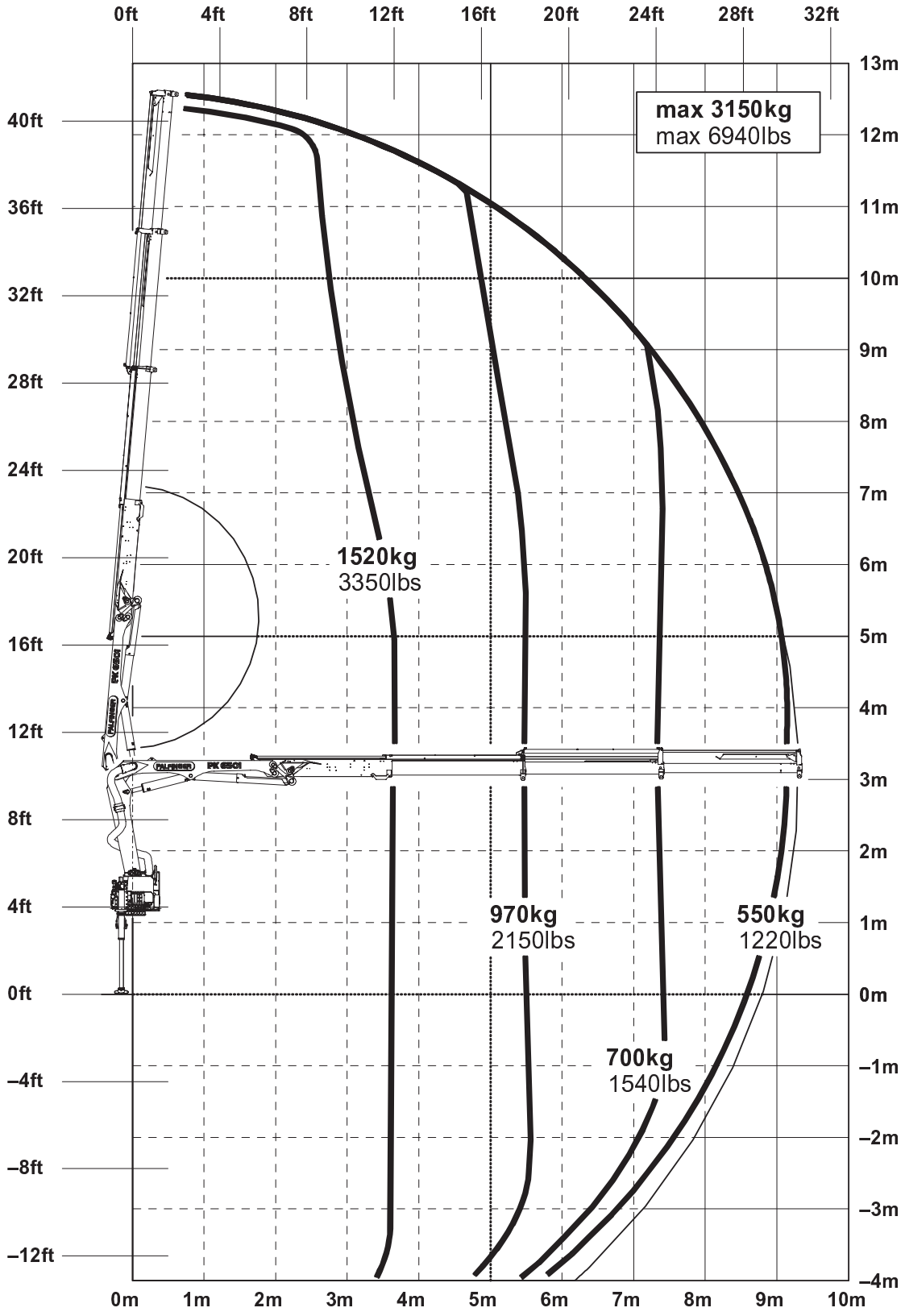

Subject to change, production tolerances have to be taken into account.

Classification: H1/B3 in EN12999

PALFINGER CRANE	Traglastdiagramm *Lifting capacity diagram* Diagramme de capacit	DTS104JGB/04 Kapitel / *Chapter* / Chapitre
Modell / *Model* / Type (S104–EK–A) **PK 6501** PK 6501 C		Seite / *Page* / Page: 0400 Ausgabe / *Edition* / Edition: 08/2008

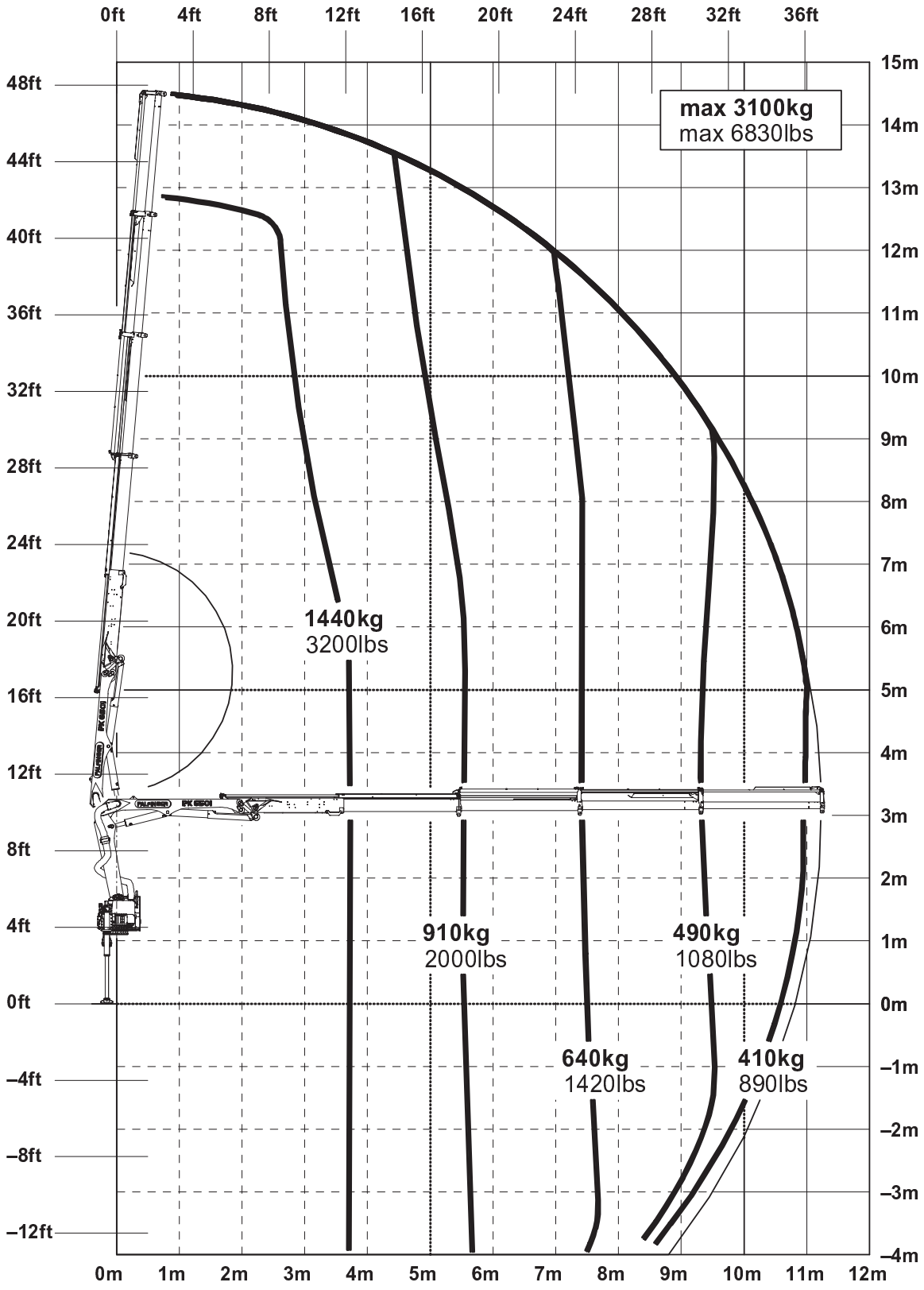

Subject to change, production tolerances have to be taken into account.

Classification: H1/B3 in EN12999

Traglast-Verlängerung
Load capacity-Extension
Force portante-Rallonge





Max. Hubmoment: *Lifting moment:* Couple de levage:	57.9 kNm (5.9 mt) (42690 ft.lbs)
Max. Hubkraft: *Max. lifting capacity:* Capacite maxi de levage:	3300 kg (7270 lbs)
Max. hydraulische Reichweite: *Max. hydraulic outreach:* Portee hydraulique maximale:	11.2 m (36' 9")
Schwenkbereich: *Slewing angle:* Angle de rotation:	400°
Schwenkmoment: *Slewing torque:* Couple de rotation:	7.8 kNm (0.8 mt) (5790 ft.lbs)
Betriebsdruck: *Operating pressure:* Pression d' utilisation:	32 MPa (320 bar) (4640 psi)
Fördermenge der Pumpe: *Pump capacity:* Debit de pompe:	20 – 30 l/min (5.3 – 7.9 US gal./min)
Fördermenge der Pumpe bei RC-Betrieb: *Pump capacity by RC-type:* Debit de pompe avec RC-type:	25 – 30 l/min (6.6 – 7.9 US gal./min)

Hydr. Ausschübe: *Hydr. boom extensions:* Extensions hydrauliques:	**1()**	**2(A)**	**3(B)**	**4(C)**
Max. Reichweite: *Max. outreach:* Max. portee:	5.4 m (17' 9")	7.4 m (24' 3")	9.3 m (30' 6")	11.2 m (36' 9")
+V1			11.3 m (37' 1")	12.8 m (42' 0")
+V2			12.9 m (42' 4")	

Alle Gewichtsangaben ohne Aufbauzubehör,Zusatzgeräte und Öl.
All weights given without assembly accessory,additional devices and oil.
Tous les poids sans huile ni accessoire de montage ni appareils accessoires

Krangewicht (R1,STZS): *Crane weight (R1,STZS):* Poids grue (R1,STZS):	754 kg (1662 lbs)	829 kg (1828 lbs)	901 kg (1986 lbs)	962 kg (2121 lbs)
+2/4	790 kg (1742 lbs)	877 kg (1933 lbs)	961 kg (2119 lbs)	1034 kg (2280 lbs)
+V1			928 kg (2046 lbs)	982 kg (2165 lbs)
+V2			948 kg (2090 lbs)	

Gewicht +V ohne 2/4
Weight +V without 2/4
Poids +V sans 2/4

Konstruktionsänderungen vorbehalten, fertigungstechn. Toleranzen müssen berücksichtigt werden.
Subject to change, production tolerances have to be taken into account.
Sous reserve de modifications de conception. Les tolerances relatives a la technique de production doivent etre prises en consideration.

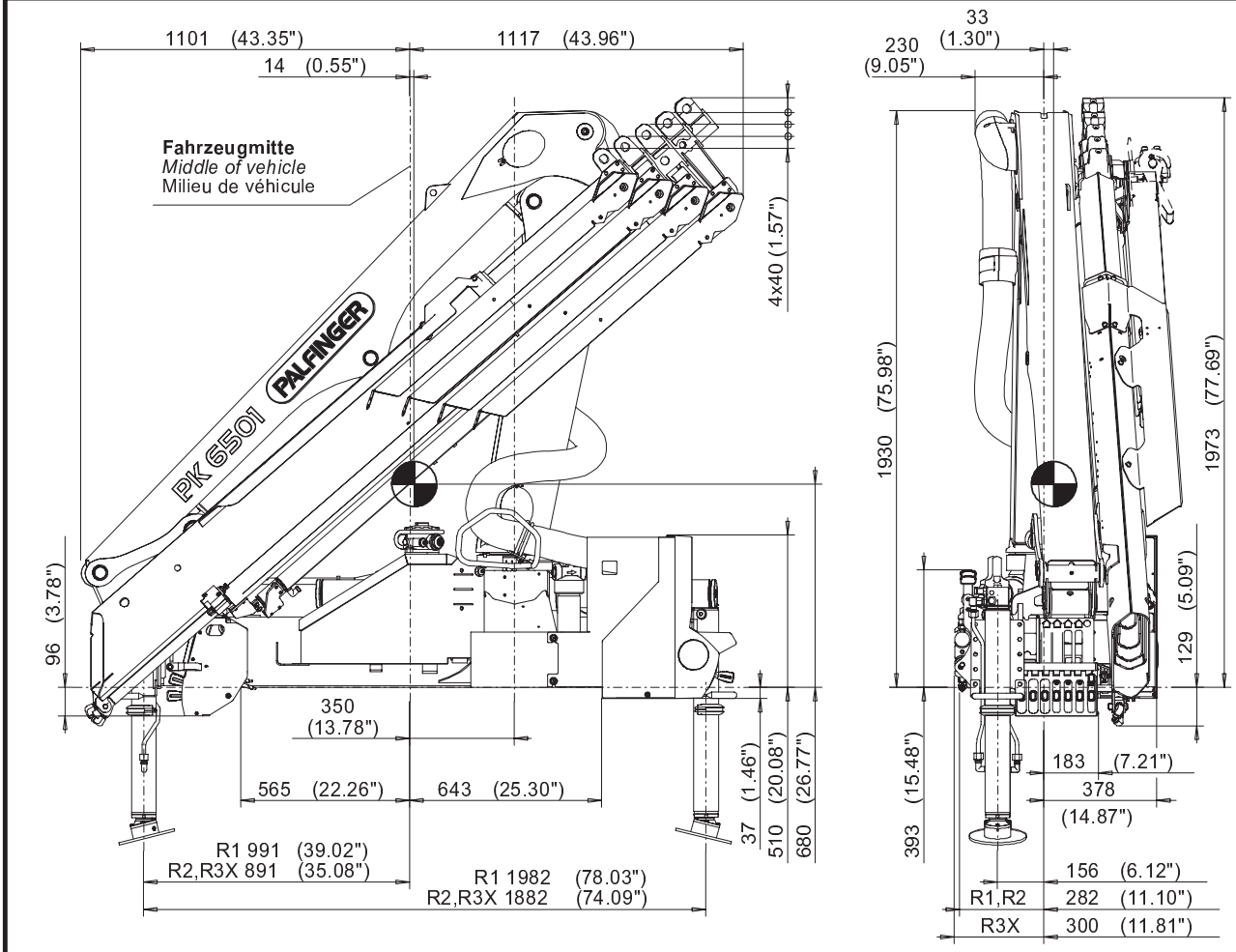

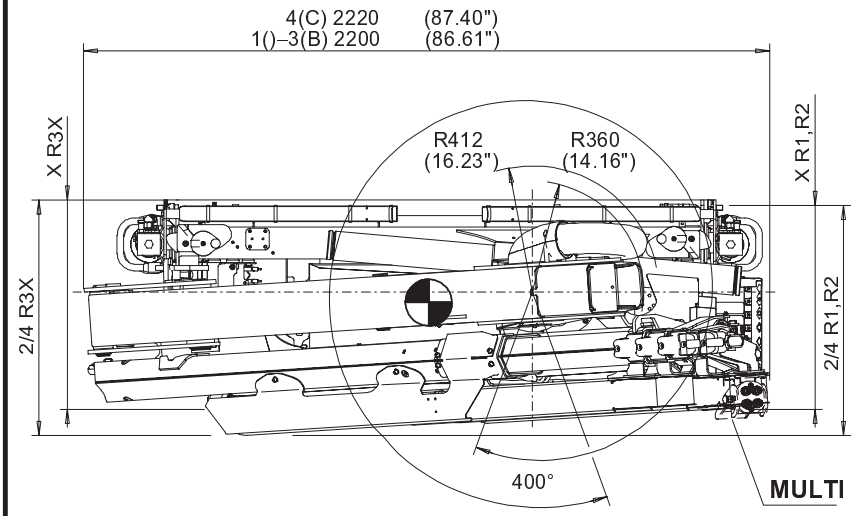

HYA	R1,R2 STZS3,STZY3 X	R1,R2 STZS3,STZY3 2/4	R3X STZS3,STZY3 X	R3X STZS3,STZY3 2/4
1()–4(C)	660 mm (25.98")	745 mm (29.33")	678 mm (26.69")	762 mm (30.00")

PK 6501 C 4 R1 STZS3

Konstruktionsänderungen vorbehalten, fertigungstechn. Toleranzen müssen berücksichtigt werden.
Subject to change, production tolerances have to be taken into account.
Sous reserve de modifications de conception. Les tolerances relatives a la technique de production doivent etre prises en consideration.

Transportstellung - VBH 173
Transport position - VBH 173
Position de transport - VBH 173

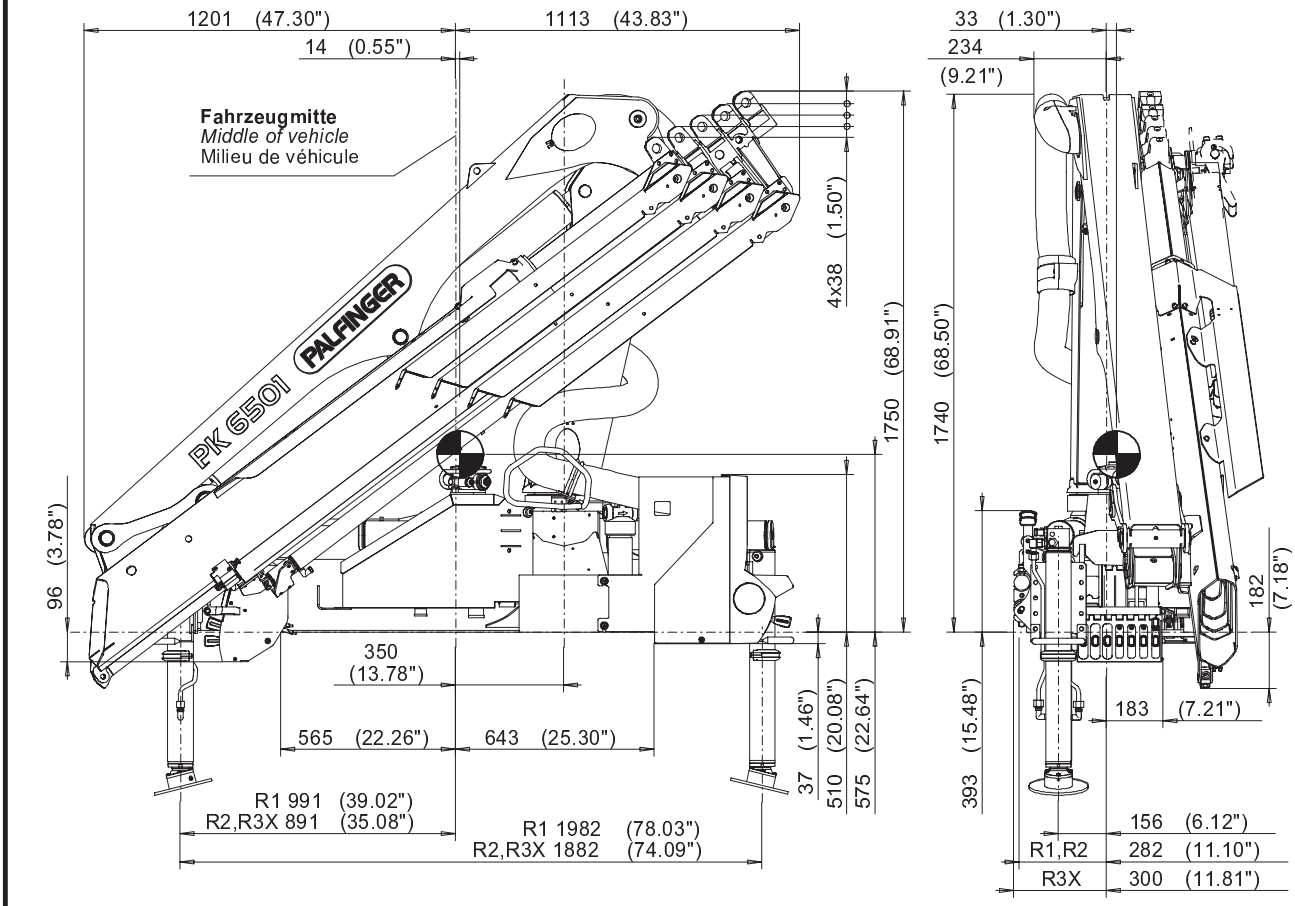

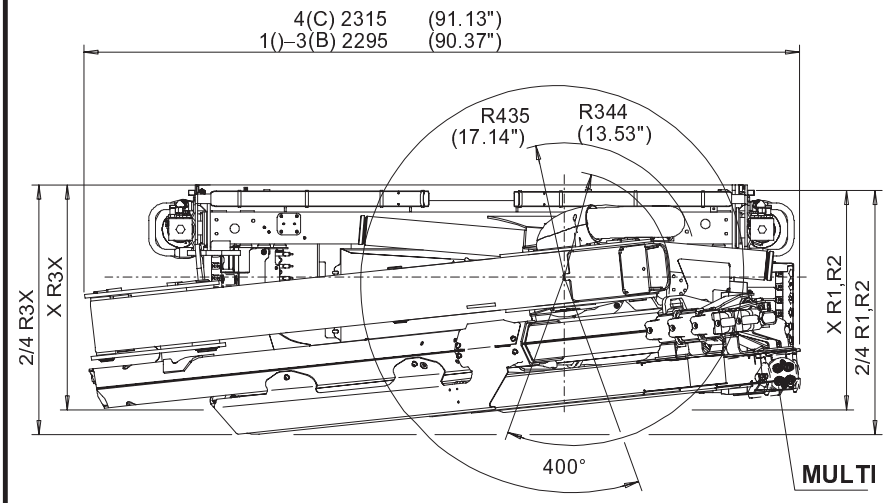

HYA	R1,R2 STZS3,STZY3 X	R1,R2 STZS3,STZY3 2/4	R3X STZS3,STZY3 X	R3X STZS3,STZY3 2/4
1()–4(C)	710 mm (27.95")	790 mm (31.10")	728 mm (28.66")	808 mm (31.81")

PK 6501 C 4 R1 STZS3 VBH 173

Konstruktionsänderungen vorbehalten, fertigungstechn. Toleranzen müssen berücksichtigt werden.
Subject to change, production tolerances have to be taken into account.
Sous reserve de modifications de conception. Les tolerances relatives a la technique de production doivent etre prises en consideration.

Arbeitsstellungen
Working positions
Position de travail

Konstruktionsänderungen vorbehalten, fertigungstechn. Toleranzen müssen berücksichtigt werden.
Subject to change, production tolerances have to be taken into account.
Sous reserve de modifications de conception. Les tolerances relatives a la technique de producsion doivent etre prises en consideration.

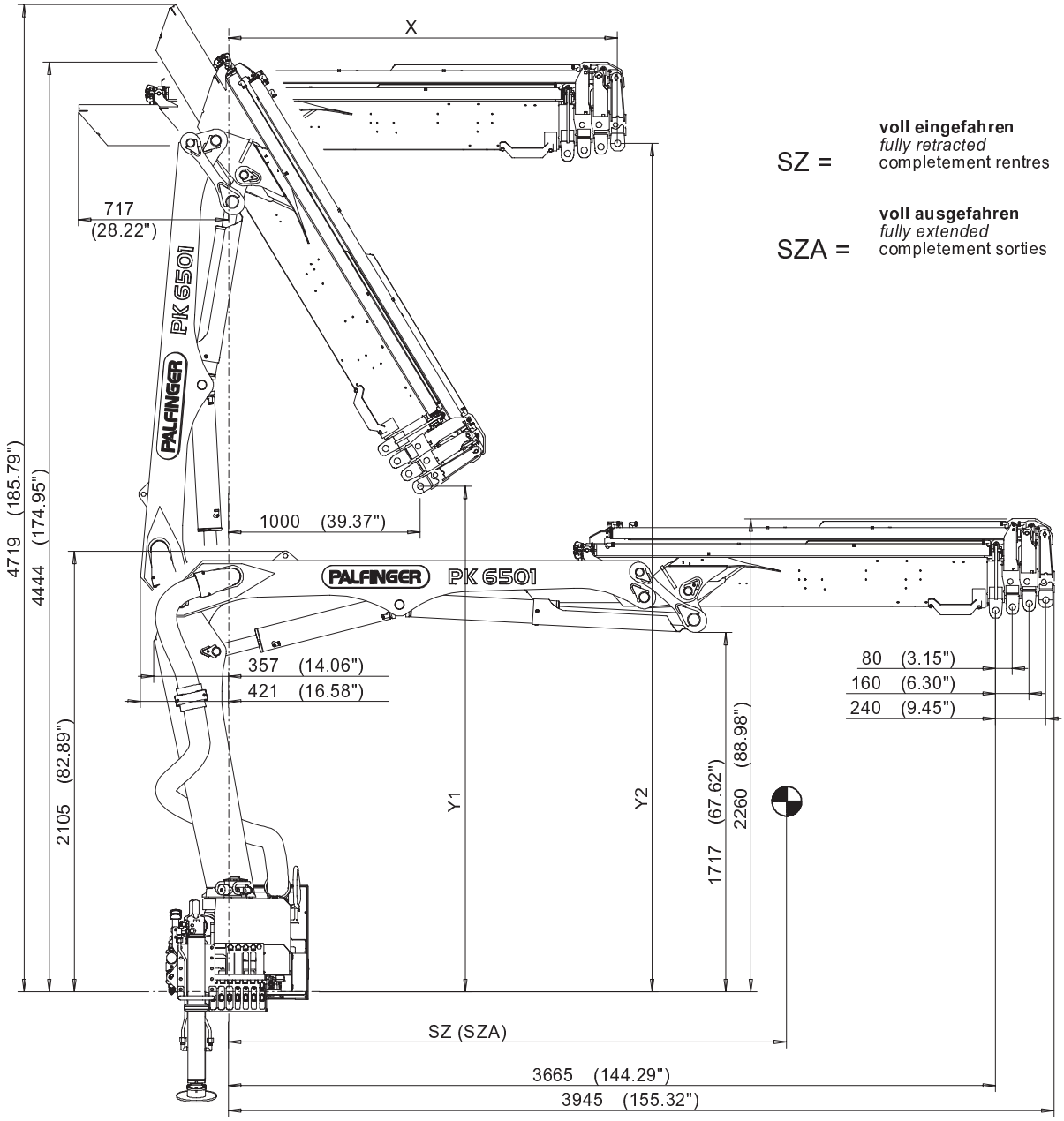

SZ = **voll eingefahren** *fully retracted* completement rentres

SZA = **voll ausgefahren** *fully extended* completement sorties

	hydraulische Ausschübe *hydraulic extensions* extensions hydrauliques			
	1()	**2(A)**	**3(B)**	**4(C)**
X	1618 mm (63.70")	1698 mm (66.85")	1778 mm (70.00")	1858 mm (73.15")
Y1	2765 mm (108.86")	2665 mm (104.92")	2565 mm (100.98")	2470 mm (97.24")
Y2	4008 mm (157.80")	4021 mm (158.31")	4039 mm (159.02")	4053 mm (159.57")
SZ	692 mm (27.24")	871 mm (34.29")	1019 mm (40.12")	1132 mm (44.57")
SZA	860 mm (33.86")	1320 mm (51.97")	1838 mm (72.36")	2340 mm (92.13")

Abstützung - Ausleger
Support - outrigger beam
Support - extension laterale

Konstruktionsänderungen vorbehalten, fertigungstechn. Toleranzen müssen berücksichtigt werden.
Subject to change, production tolerances have to be taken into account.
Sous reserve de modifications de conception. Les tolerances relatives a la technique de producion doivent etre prises en consideration.

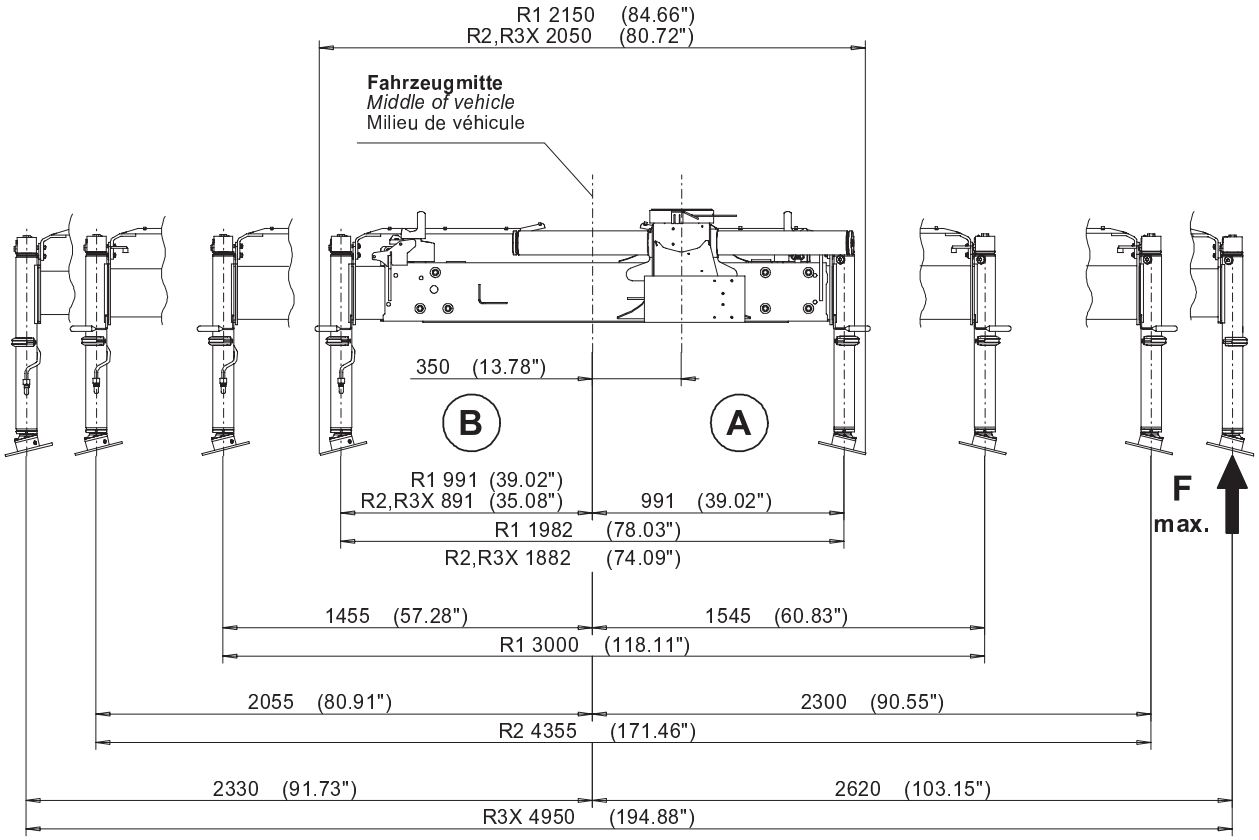

	Gewicht: Kransockel,Steuerventil,Abstützung,Öltank *Weight: base,conrol valve,support,oil tank* Poids: socle,distributeur de commande,support,réservoir a huile		**Stützkraft** *Stabilizer force* Support force	
Ausführung: *Type:* Version:	**STZS3**	**STZY3**	**F max.** (A)	**F max.** (B)
R1	319 kg (703 lbs)	339 kg (747 lbs)	57.0 kN (12810 lbs)	57.0 kN (12810 lbs)
R2	358 kg (789 lbs)	378 kg (833 lbs)	39.0 kN (8760 lbs)	39.0 kN (8760 lbs)
R3X	414 kg (913 lbs)	434 kg (957 lbs)	34.0 kN (7640 lbs)	34.0 kN (7640 lbs)

Abstützung - Abstützzylinder
Support - stabilizer ram
Support - stabilisateur

STZS3

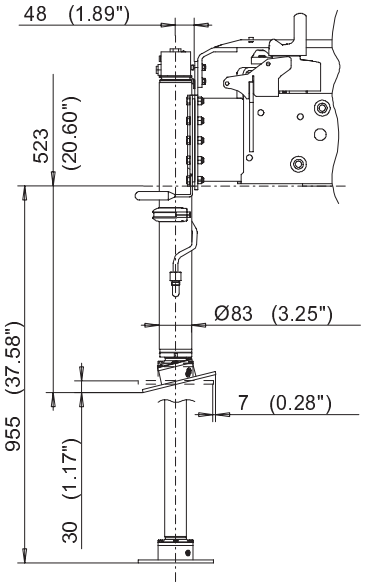

STÜ04
(+150 mm)
(+5.91")

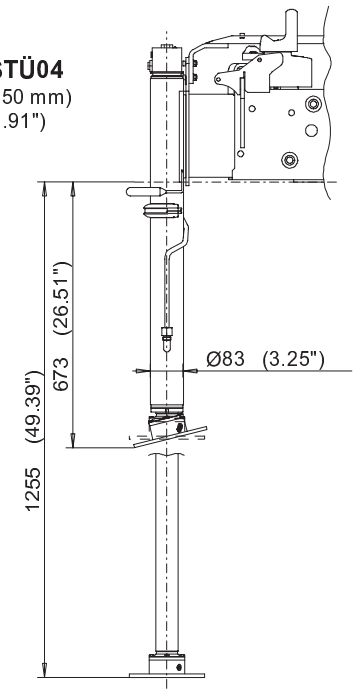

STZY3

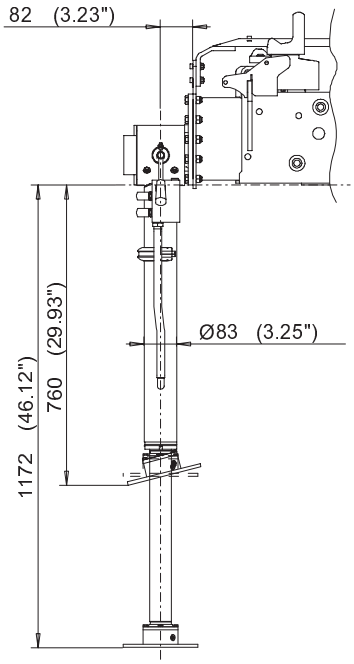

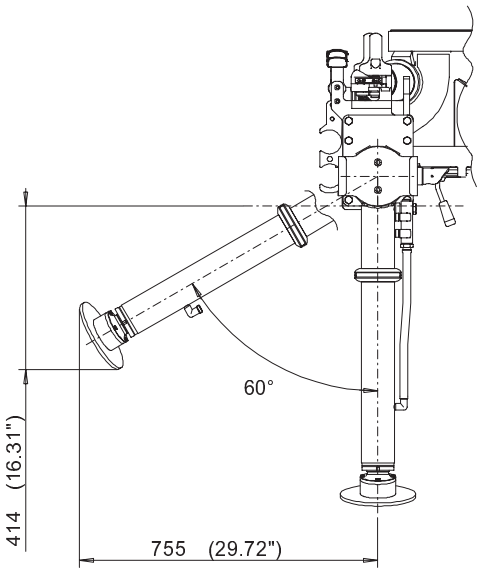

Konstruktionsänderungen vorbehalten, fertigungstechn. Toleranzen müssen berücksichtigt werden.
Subject to change, production tolerances have to be taken into account.
Sous reserve de modifications de conception. Les tolerances relatives a la technique de production doivent etre prises en consideration.

STT=Stützteller-Verlängerung
STT=Stabilizer plates-Extension
STT=Plateau de support-Rallonge

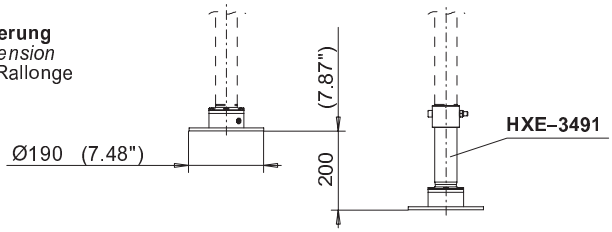

Anordnung der Bridenschrauben
Location of mounting bolts
Arrangement de brides

Montage mit 2 Bridenschrauben M24x1.5 und 1 Bridenschrauben M30x1.5
Mounting with 2 bolts M24x1.5 and 1 bolts M30x1.5
Montage avec 2 brides M24x1.5 et 1 brides M30x1.5

UZ011

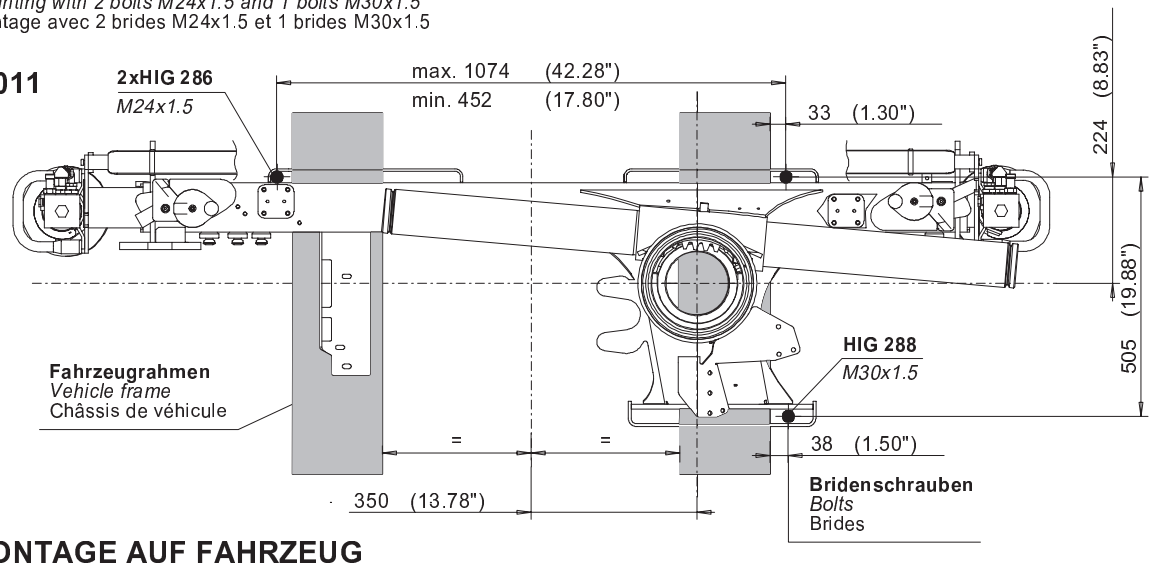

MONTAGE AUF FAHRZEUG
MOUNTING ON VEHICLE
MONTAGE A VÉHICULE

UZ165

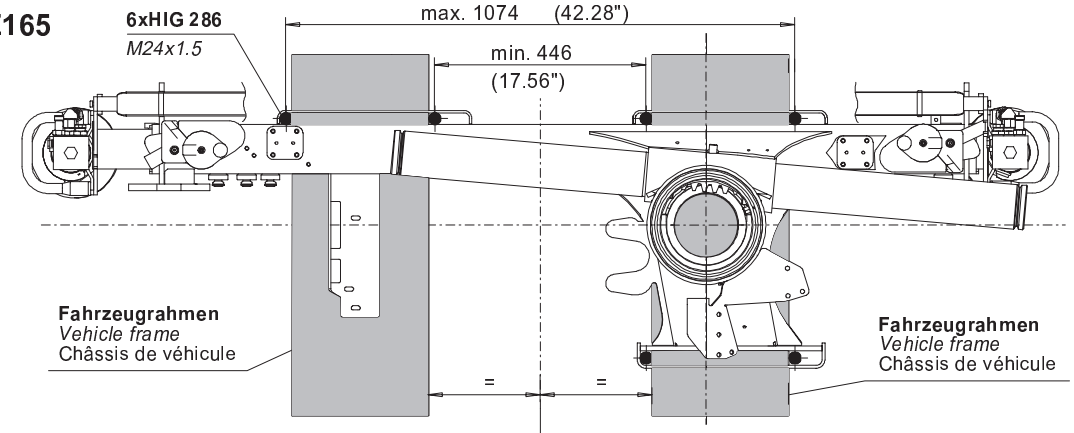

Montage mit 6 Bridenschrauben M24x1.5
Mounting with 6 bolts M24x1.5
Montage avec 6 brides M24x1.5

Fahrzeugmitte
Middle of vehicle
Milieu de véhicule

STATIONÄRMONTAGE
STATIONARY MOUNTING
MONTAGE STATIONAIRE

UZ165

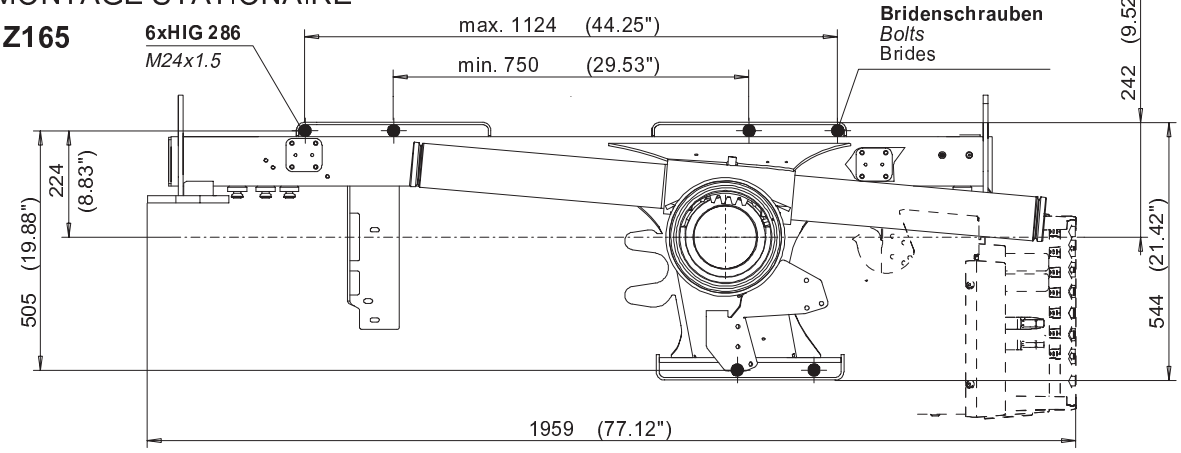

Montage mit 6 Bridenschrauben M24x1.5
Mounting with 6 bolts M24x1.5
Montage avec 6 brides M24x1.5

Konstruktionsänderungen vorbehalten, fertigungstechn. Toleranzen müssen berücksichtigt werden.
Subject to change, production tolerances have to be taken into account.
Sous reserve de modifications de conception. Les tolerances relatives a la technique de production doivent etre prises en consideration.

Bridenschrauben
Bolts
Brides

Konstruktionsänderungen vorbehalten, fertigungstechn. Toleranzen müssen berücksichtigt werden.
Subject to change, production tolerances have to be taken into account.
Sous reserve de modifications de conception. Les tolerances relatives a la technique de production doivent etre prises en consideration.

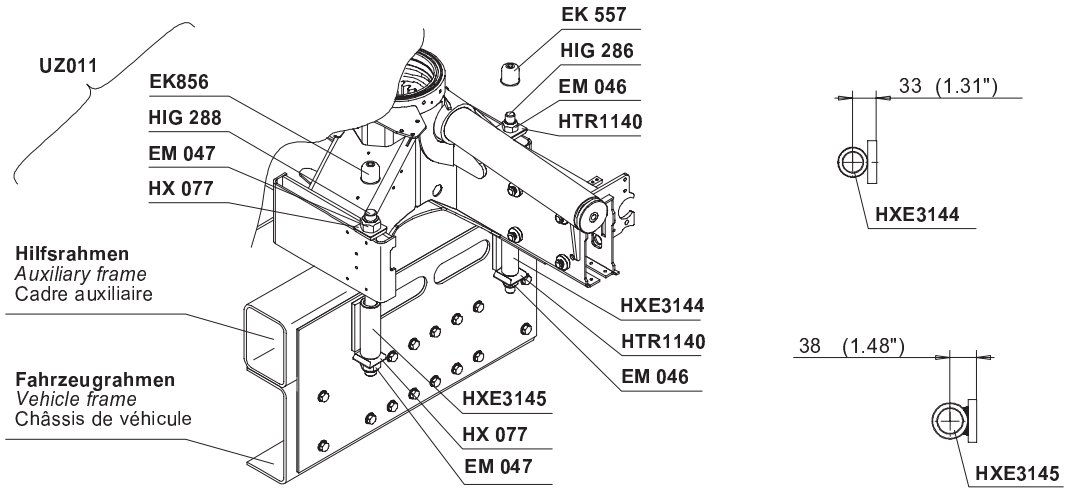

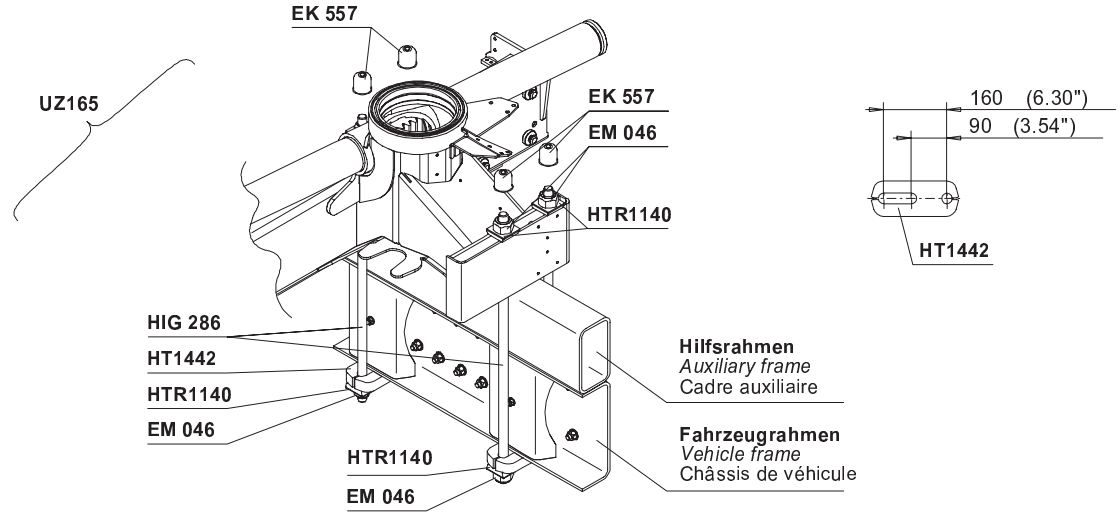

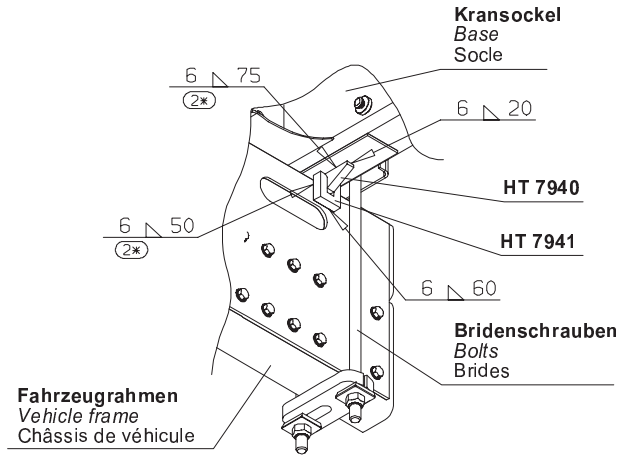

Bridenschrauben *Bolts* Brides	**d**	**l**	**Werkstoff** *Work material* Matériel	**Anzugsmoment** *Tightening torque* Couple de serrage
HIG 286	**M24x1.5**	1000 mm (39.37")	**42 Cr Mo 4 V**	**450 Nm**
HIG 288	**M30x1.5**	1000 mm (39.37")	**42 Cr Mo 4 V**	**900 Nm**

Gewichte und Schwerpunkte
Weights and centers of gravity
Poids et centres de gravite

Modell *Model* Type	Gewicht Armsystem *Weight of boom system* Poid de bras de charge	SZ	SZA
PK 6501 ()	335 kg 3.29 kN (739 lbs)	1747 mm (68.78")	2126 mm (83.70")
PK 6501 A	410 kg 4.02 kN (904 lbs)	1916 mm (75.43")	2824 mm (111.18")
PK 6501 B	482 kg 4.73 kN (1063 lbs)	2037 mm (80.20")	3568 mm (140.47")
+V1B	509 kg 4.99 kN (1122 lbs)	2079 mm (81.85")	3922 mm (154.41")
+V2B	529 kg 5.19 kN (1166 lbs)	2119 mm (83.43")	4058 mm (159.76")
PK 6501 C	543 kg 5.33 kN (1197 lbs)	2123 mm (83.58")	4263 mm (167.84")
+V1C	563 kg 5.52 kN (1241 lbs)	2159 mm (85.00")	4536 mm (178.58")

Konstruktionsänderungen vorbehalten, fertigungstechn. Toleranzen müssen berücksichtigt werden.
Subject to change, production tolerances have to be taken into account.
Sous reserve de modifications de conception. Les tolerances relatives a la technique de production doivent etre prises en consideration.

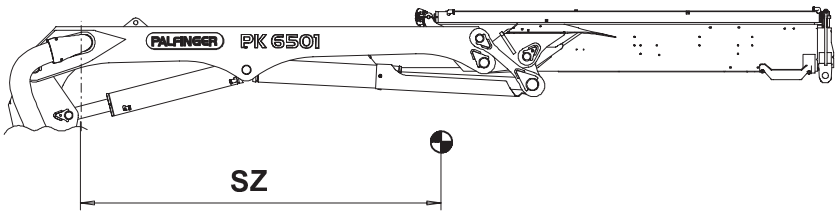

voll eingefahren
fully retracted
completement rentres

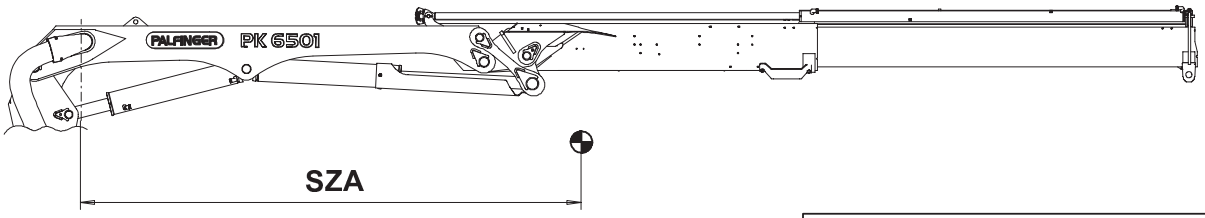

voll ausgefahren
fully extended
completement sorties

Gewicht: Kransockel,Kransäule *Weight: base,column* Poids: socle,colonne		
Ausführung: *Type:* Version:	STZS3	STZY3
R1	419 kg 4.11 kN (924 lbs)	439 kg 4.31 kN (968 lbs)
R2	458 kg 4.49 kN (1010 lbs)	478 kg 4.69 kN (1054 lbs)
R3X	514 kg 5.04 kN (1133 lbs)	534 kg 5.24 kN (1177 lbs)

Weitere Angaben siehe Technische Informationsblätter 03
For further information see technical informations 03
Plus amples donees voire le feuille information techniques 03

Gerätebezeichnung
Descripton
Designation d' appareil

	Seite Page Feuile		Seite Page Feuile
Steuerung-FL *Control-FL* Commande-FL	0200	**Hauptarm** *Main boom* Bras principal	0800
Steuerung-RC *Control-RC* Commande-RC	0300	**Knickarm** *Outer boom* Deuxieme bras	0900
Steuerung-FL-ISC *Control-FL-ISC* Commande-FL-ISC	0400	**Schubzylinder I(),II(A)** *Boom extensions ram I(),II(A)* Verin d' extension I(),II(A)	1000
Kranabstützung - R1,R2 *Crane support - R1,R2* Support de grue - R1,R2	0500	**Schubzylinder III(B),IV(C)** *Boom extension ram III(B),IV(C)* Verin d'extension III(B),IV(C)	1100
Kranabstützung - R3X *Crane support - R3X* Support de grue - R3X	0600	**Zusatzgeräte-2/4** *Attachment-2/4* Connexion-2/4	1200
Schwenkwerk *Slewing system* Dispositif de pivotement	0700	**Überlastsicherung-OSK-FL** *Overload protection-OSK-FL* Soupape de surcharge-OSK-FL	1300

Gerätebezeichnung
Descripton
Designation d' appareil

1 **Öltank** *Oil tank* Réservoir

2 **Absperrhahn** *Shut-off cock* Robinet d' arret

3 **Hydraulikpumpe** *Hydraulic pump* Pompe hydraulique

4 **Hochdruckfilter** *High pressure filter* Filtre haute pression

5 **Steuerventil - Kran** *Control valve - crane* Distributeur de commande - grue

6 **Not-Aus Ventil** *Emergency cut-off valve* Soupape d' arret d' urgence

7 **Prüfverschraubung** *Dial gauge connection* Porte montre compar.

8 **Steuerventil - Abstützung** *Control valve - stabil.* Distributeur de commande - stabil.

9 **Ölkühler** *Oil cooler* Refrigerant d' huile

10 **Rücklauffilter** *Return oil filter* Filtre retour

11 **2/2 Wegeventil** *2/2 directional control valve* 2/2 distributeur de command

12 **Entsperrb. Rückschlagventil** *Pilot controlled check valve* Pilote soupape de retenue

13 **Abstützzylinder** *Stabilizer ram* Stabilisateur

14 **Vorspannventil** *Pre tension valve* Soupape pre tension

15 **Ausfahrzylinder** *Stabilizer extension ram* Verin d' extension-stabilisateur

16 **Drosselrückschlagventil** *One way restrictor* Restricteur une direction

17 **Doppeltwirkendes Lasthalteventil** *Double-acting holding valve* Double clapets anti retour pilotes

18 **Schwenkwerk** *Slewing system* Dispositif de pivotement

19 **Lasthalteventil** *Load holding valve* Soupape pilote

20 **Hubzylinder** *Lifting cylinder* Verin de levage

21 **Druckaufnehmer** *Pressure transducer* Amortisseurs de pression

22 **Knickzylinder** *Outer boom ram* Verin deuxieme bras

23 **Schubzylinder I** *Boom extension ram I* Verin d'extension I

24 **Schubzylinder II** *Boom extension ram II* Verin d'extension II

25 **Schubzylinder III** *Boom extension ram III* Verin d'extension III

26 **Schubzylinder IV** *Boom extension ram IV* Verin d'extension IV

27 **Folgesteuerungsventil** *Sequence valve* Soupape a suivre

28 **Schnellkupplung** *Quick-coupling* Raccord rapide

29 **Überlastblock** *Overload bloc* Bloc de surcharge

30 **Druckschalter** *Pressure switch* Interrupteur a pression

Konstruktionsänderungen vorbehalten, fertigungstechn. Toleranzen müssen berücksichtigt werden.
Subject to change, production tolerances have to be taken into account.
Sous reserve de modifications de conception. Les tolerances relatives a la technique de production doivent etre prises en consideration.

PALFINGER CRANE

Modell / Model / Type: (S104–EK–A)

PK 6501

Steuerung-FL
Control-FL
Commande-FL

DTS104SGB/06
Kapitel / Chapter / Chapitre

0200
Seite / Page / Page

02/2010
Ausgabe / Edition / Edition

—>100113197

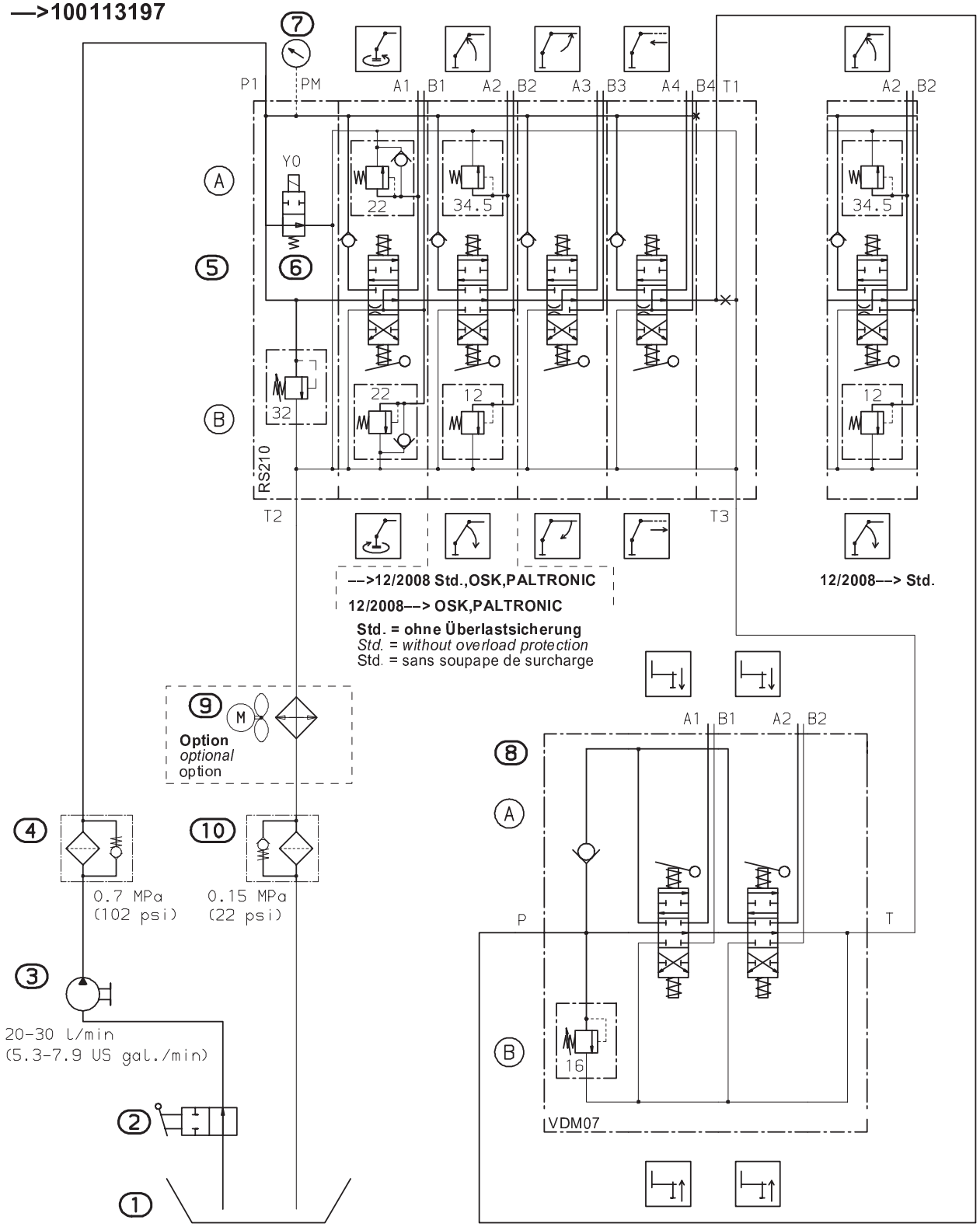

Tankvolumen laut Montagerichtlinie
Tank volume according to installation manual
Le volume du réservoir conformement notice de montage

1 MPa = 10 bar = 145 psi

Alle Drücke = MPa
Unit in pressure = MPa
Unite de pression = MPa

Konstruktionsänderungen vorbehalten, fertigungstechn. Toleranzen müssen berücksichtigt werden.
Subject to change, production tolerances have to be taken into account.
Sous reserve de modifications de conception. Les tolerances relatives a la technique de production doivent etre prises en consideration.

PALFINGER CRANE

Modell / Model / Type: (S104–EK–A) PK 6501

Steuerung-FL
Control-FL
Commande-FL

DTS104SGB/06 — Kapitel / Chapter / Chapitre

0201 — Seite / Page / Page

02/2010 — Ausgabe / Edition / Edition

100113198–>

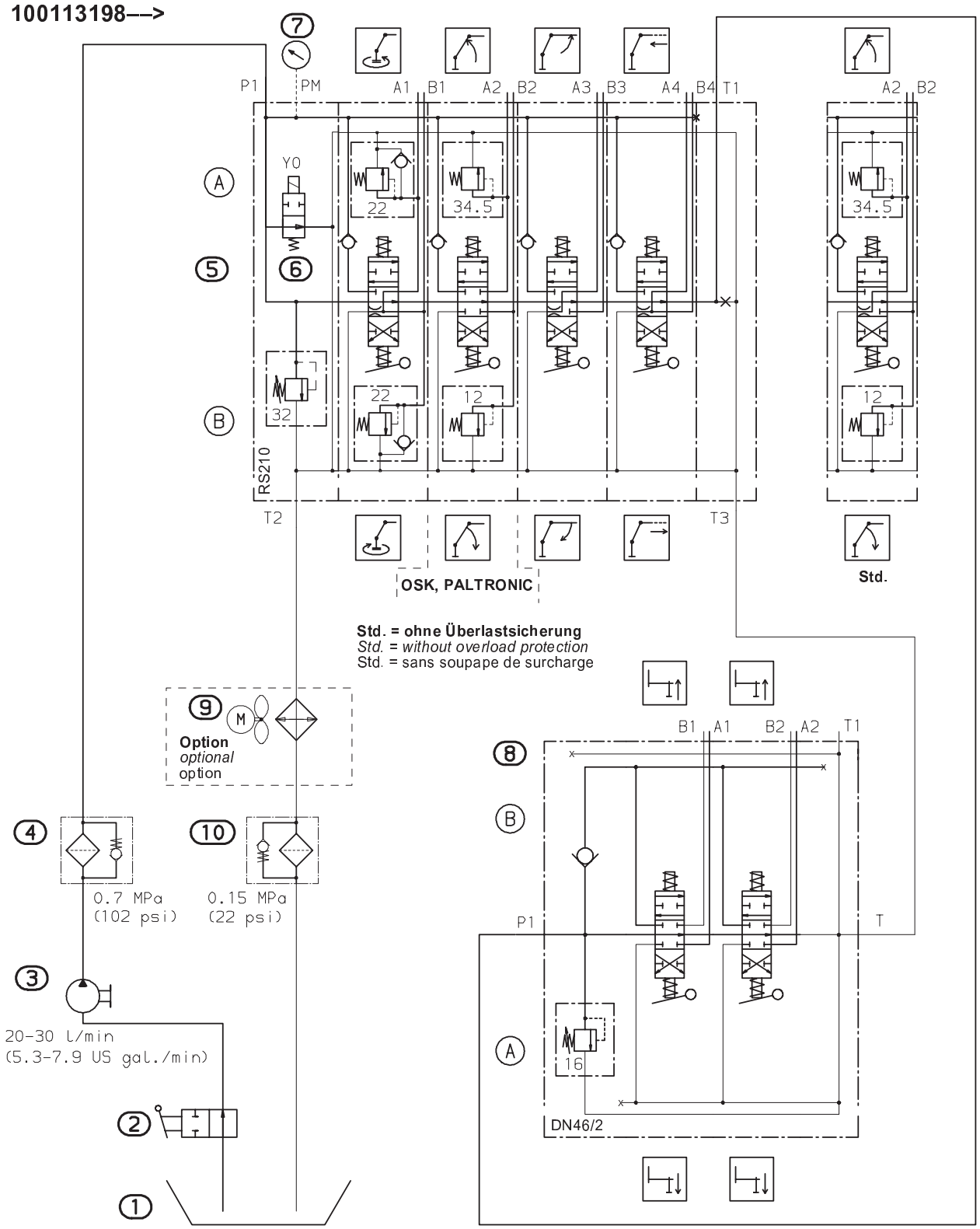

Std. = ohne Überlastsicherung
Std. = without overload protection
Std. = sans soupape de surcharge

Tankvolumen laut Montagerichtlinie
Tank volume according to installation manual
Le volume du réservoir conformement notice de montage

1 MPa = 10 bar = 145 psi

Alle Drücke = MPa
Unit in pressure = MPa
Unite de pression = MPa

Konstruktionsänderungen vorbehalten, fertigungstechn. Toleranzen müssen berücksichtigt werden.
Subject to change, production tolerances have to be taken into account.
Sous reserve de modifications de conception. Les tolerances relatives a la technique de production doivent etre prises en consideration.

PALFINGER CRANE

Modell / *Model* / Type: (S104–EK–A)

PK 6501

Steuerung-RC
Control-RC
Commande-RC

Kapitel / *Chapter* / Chapitre	DTS104SGB/06
Seite / *Page* / Page	0300
Ausgabe / *Edition* / Edition	02/2010

—>100113197

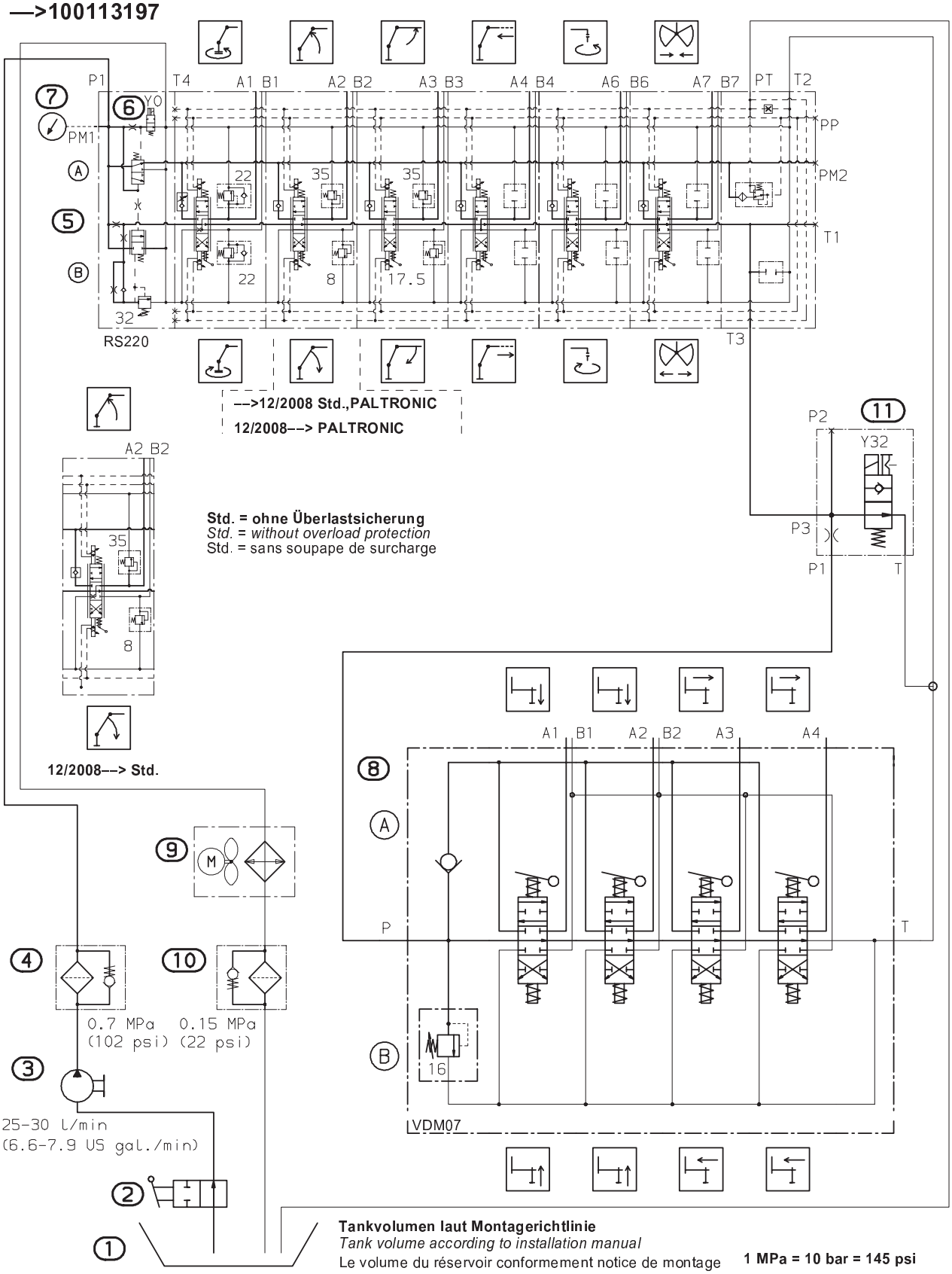

Std. = ohne Überlastsicherung
Std. = without overload protection
Std. = sans soupape de surcharge

Tankvolumen laut Montagerichtlinie
Tank volume according to installation manual
Le volume du réservoir conformement notice de montage

1 MPa = 10 bar = 145 psi

Alle Drücke = MPa
Unit in pressure = MPa
Unite de pression = MPa

Konstruktionsänderungen vorbehalten, fertigungstechn. Toleranzen müssen berücksichtigt werden.
Subject to change, production tolerances have to be taken into account.
Sous reserve de modifications de conception. Les tolerances relatives a la technique de production doivent etre prises en consideration.

PALFINGER CRANE

Modell / *Model* / Type: (S104–EK–A)

PK 6501

Steuerung-RC
Control-RC
Commande-RC

Kapitel / *Chapter* / Chapitre	DTS104SGB/06
Seite / *Page* / Page	0301
Ausgabe / *Edition* / Edition	02/2010

100113198–––>

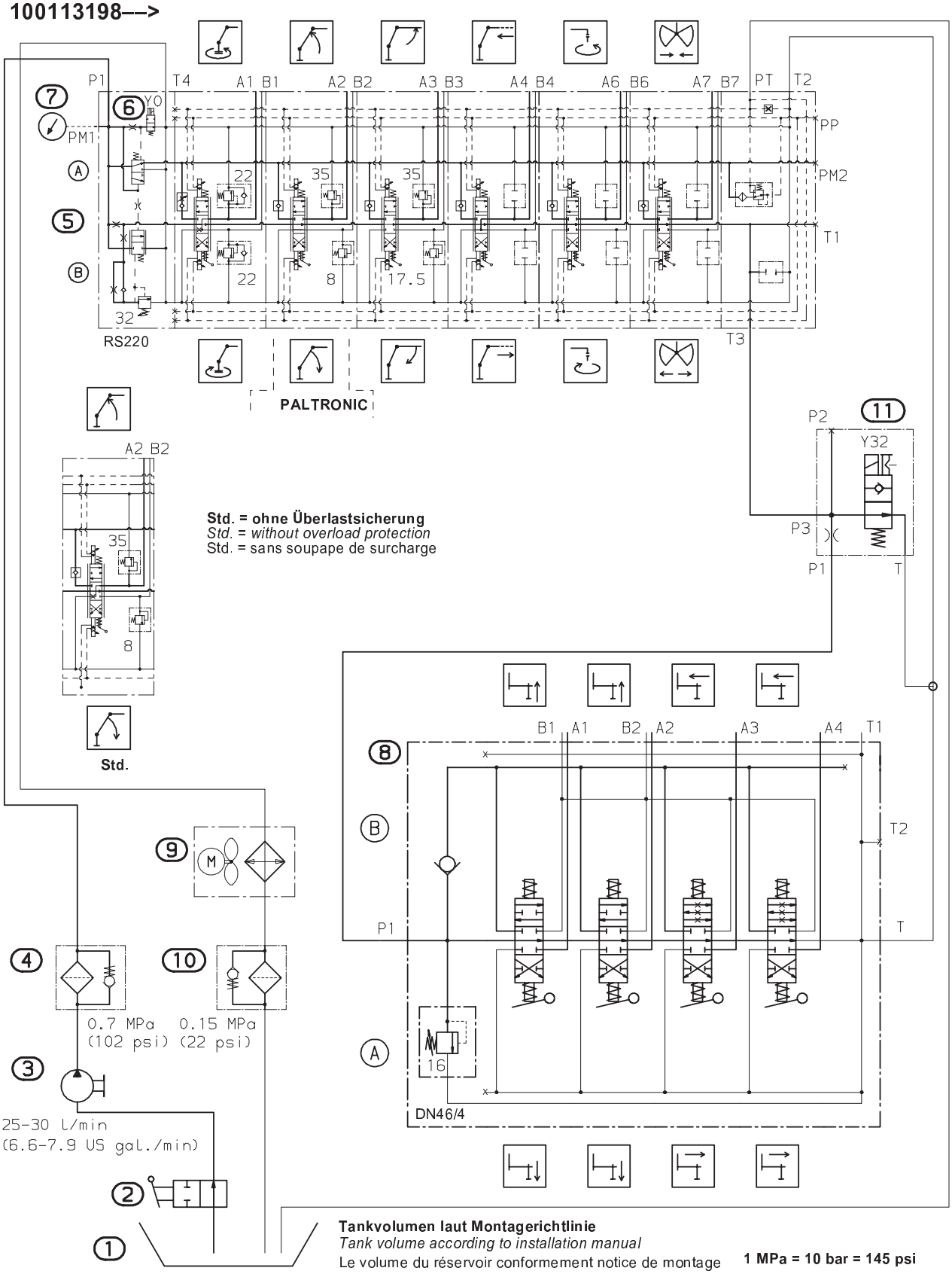

Tankvolumen laut Montagerichtlinie
Tank volume according to installation manual
Le volume du réservoir conformement notice de montage

1 MPa = 10 bar = 145 psi

Alle Drücke = MPa
Unit in pressure = MPa
Unite de pression = MPa

Konstruktionsänderungen vorbehalten, fertigungstechn. Toleranzen müssen berücksichtigt werden.
Subject to change, production tolerances have to be taken into account.
Sous reserve de modifications de conception. Les tolerances relatives a la technique de production doivent etre prises en consideration.

Steuerung-FL-ISC
Control-FL-ISC
Commande-FL-ISC

–––>100113197

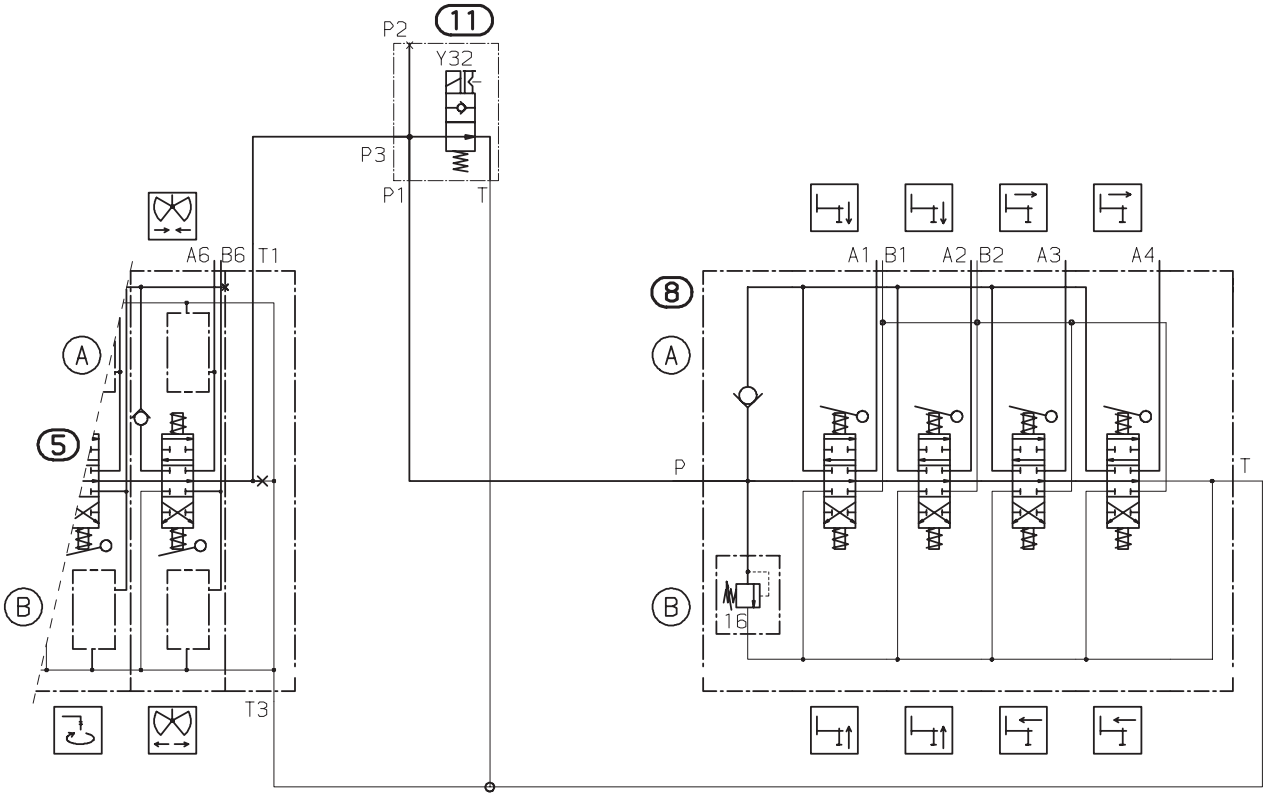

1 MPa = 10 bar = 145 psi

Alle Drücke = MPa
Unit in pressure = MPa
Unite de pression = MPa

Konstruktionsänderungen vorbehalten, fertigungstechn. Toleranzen müssen berücksichtigt werden.
Subject to change, production tolerances have to be taken into account.
Sous reserve de modifications de conception. Les tolerances relatives a la technique de production doivent etre prises en consideration.

Steuerung-FL-ISC
Control-FL-ISC
Commande-FL-ISC

100113198—>

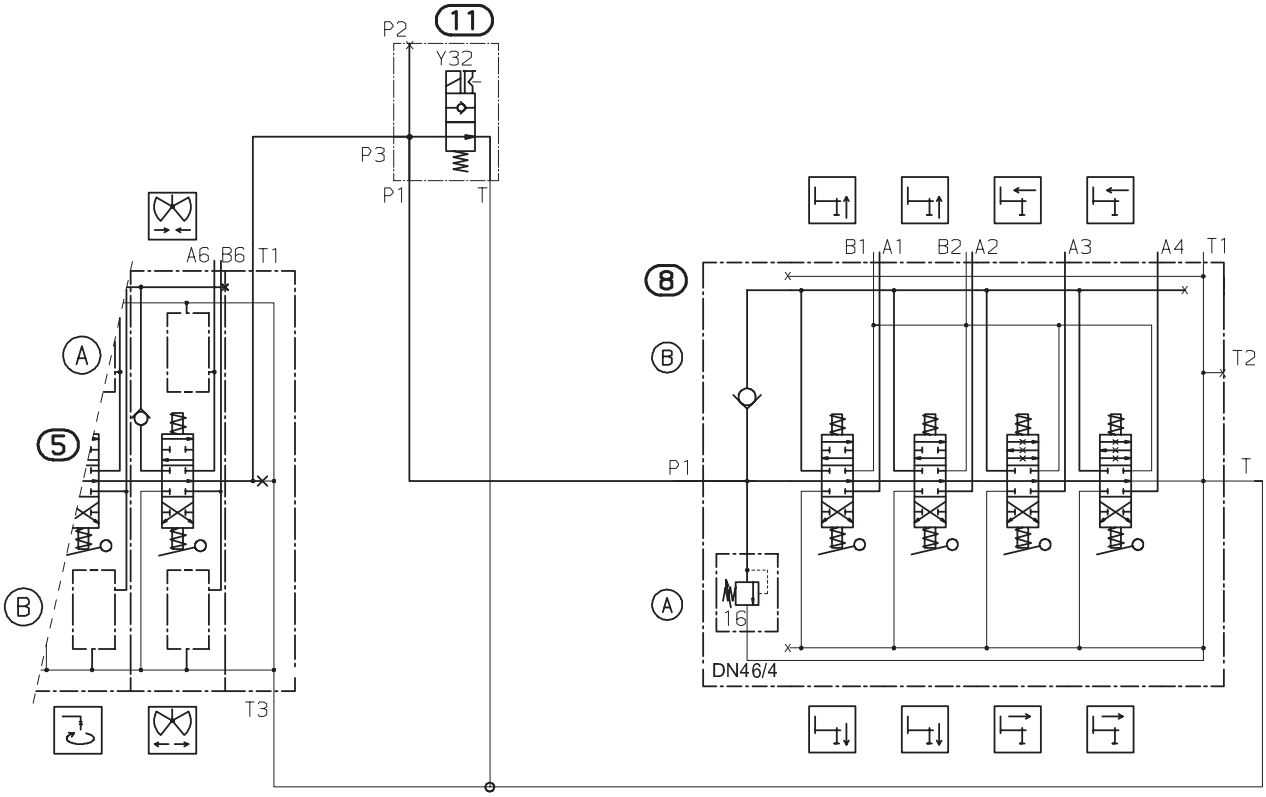

1 MPa = 10 bar = 145 psi

Alle Drücke = MPa
Unit in pressure = MPa
Unite de pression = MPa

Konstruktionsänderungen vorbehalten, fertigungstechn. Toleranzen müssen berücksichtigt werden.
Subject to change, production tolerances have to be taken into account.
Sous reserve de modifications de conception. Les tolerances relatives a la technique de production doivent etre prises en consideration.

Kranabstützung - R1,R2
Crane support - R1,R2
Support de grue - R1,R2

—>100113197

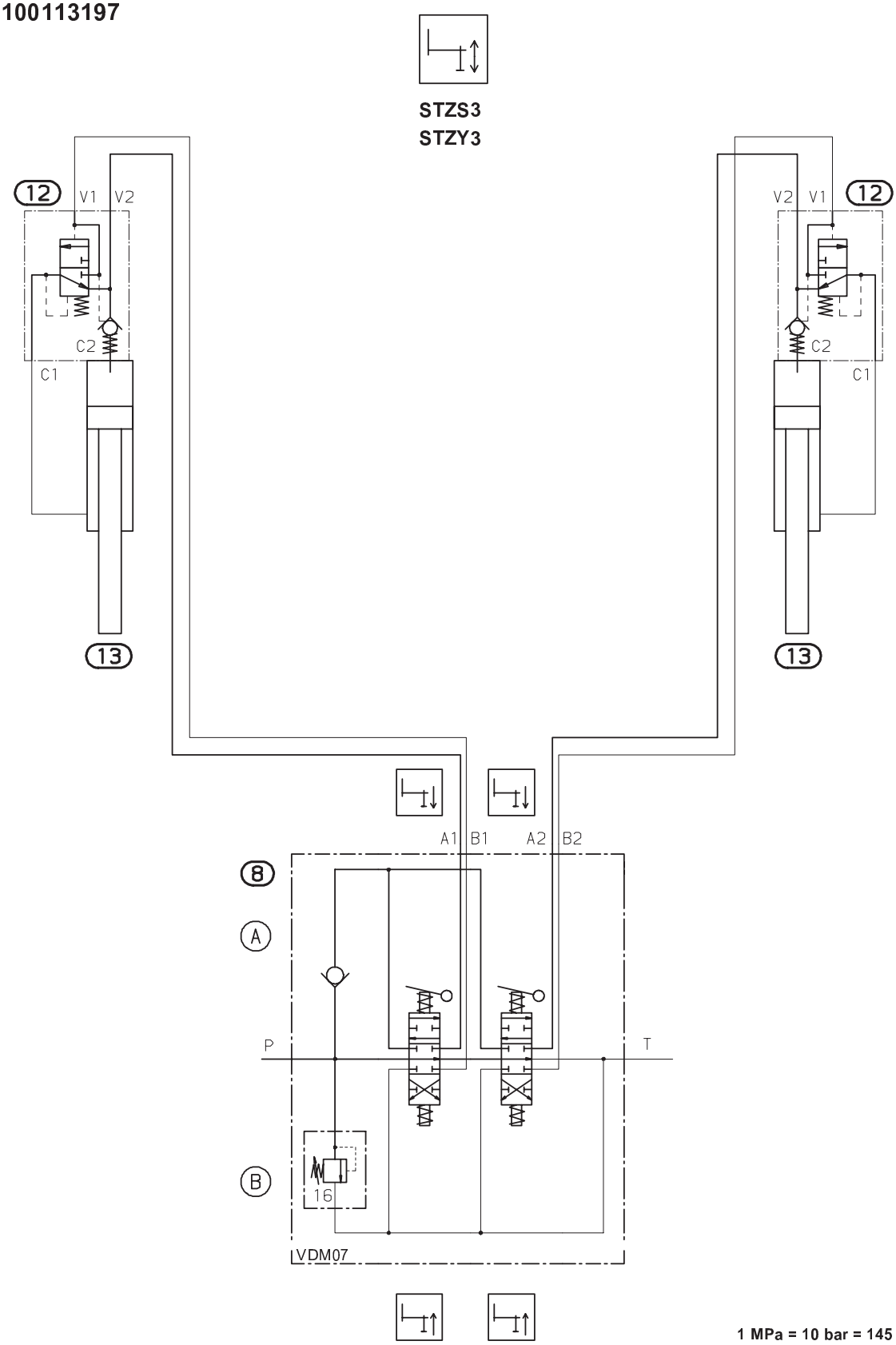

1 MPa = 10 bar = 145 psi

Alle Drücke = MPa
Unit in pressure = MPa
Unite de pression = MPa

Konstruktionsänderungen vorbehalten, fertigungstechn. Toleranzen müssen berücksichtigt werden.
Subject to change, production tolerances have to be taken into account.
Sous reserve de modifications de conception. Les tolerances relatives a la technique de production doivent etre prises en consideration.

Kranabstützung - R1,R2
Crane support - R1,R2
Support de grue - R1,R2

100113198–>

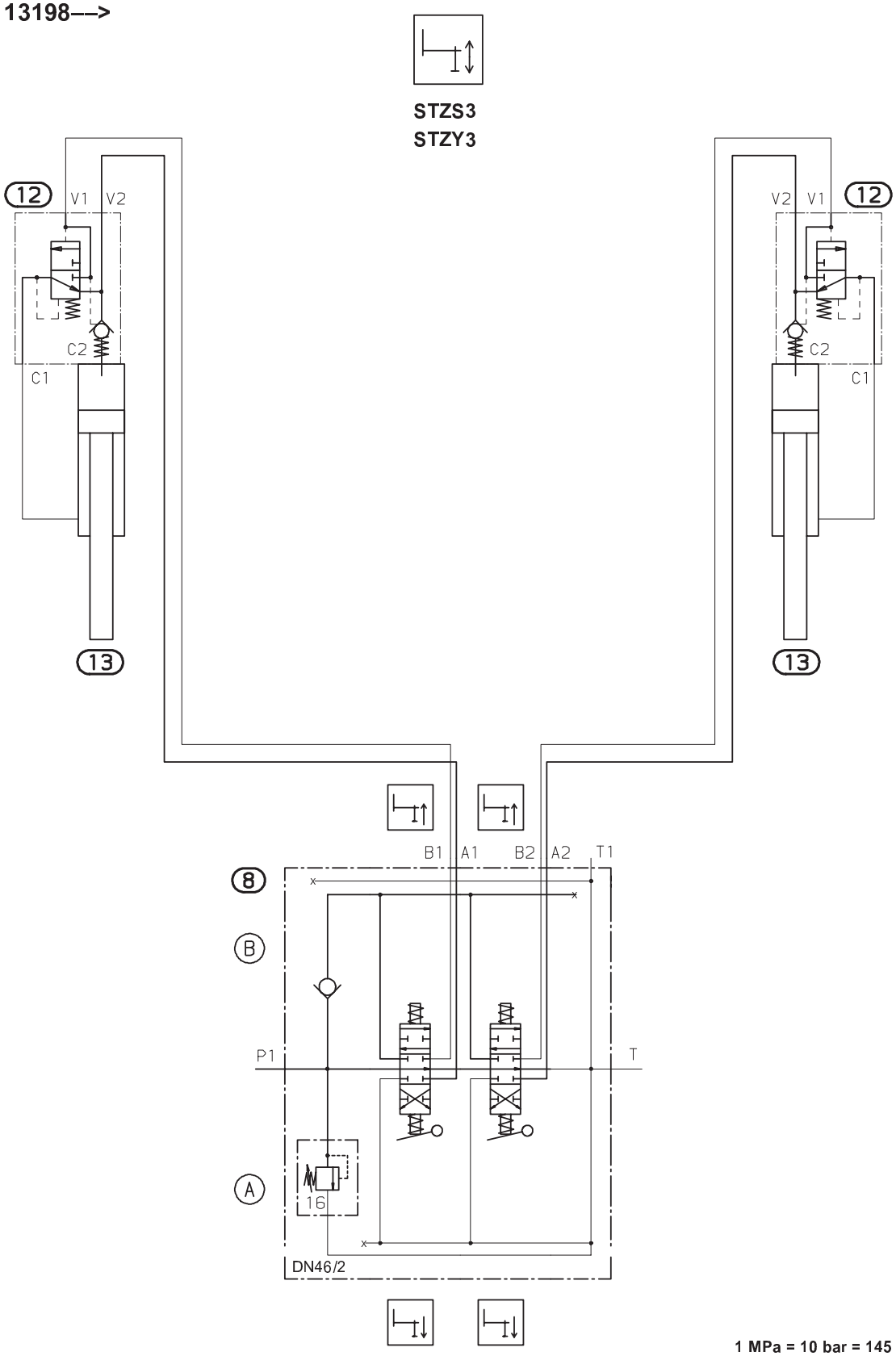

1 MPa = 10 bar = 145 psi

Alle Drücke = MPa
Unit in pressure = MPa
Unite de pression = MPa

Konstruktionsänderungen vorbehalten, fertigungstechn. Toleranzen müssen berücksichtigt werden.
Subject to change, production tolerances have to be taken into account.
Sous reserve de modifications de conception. Les tolerances relatives a la technique de production doivent etre prises en consideration.

–––>100113197

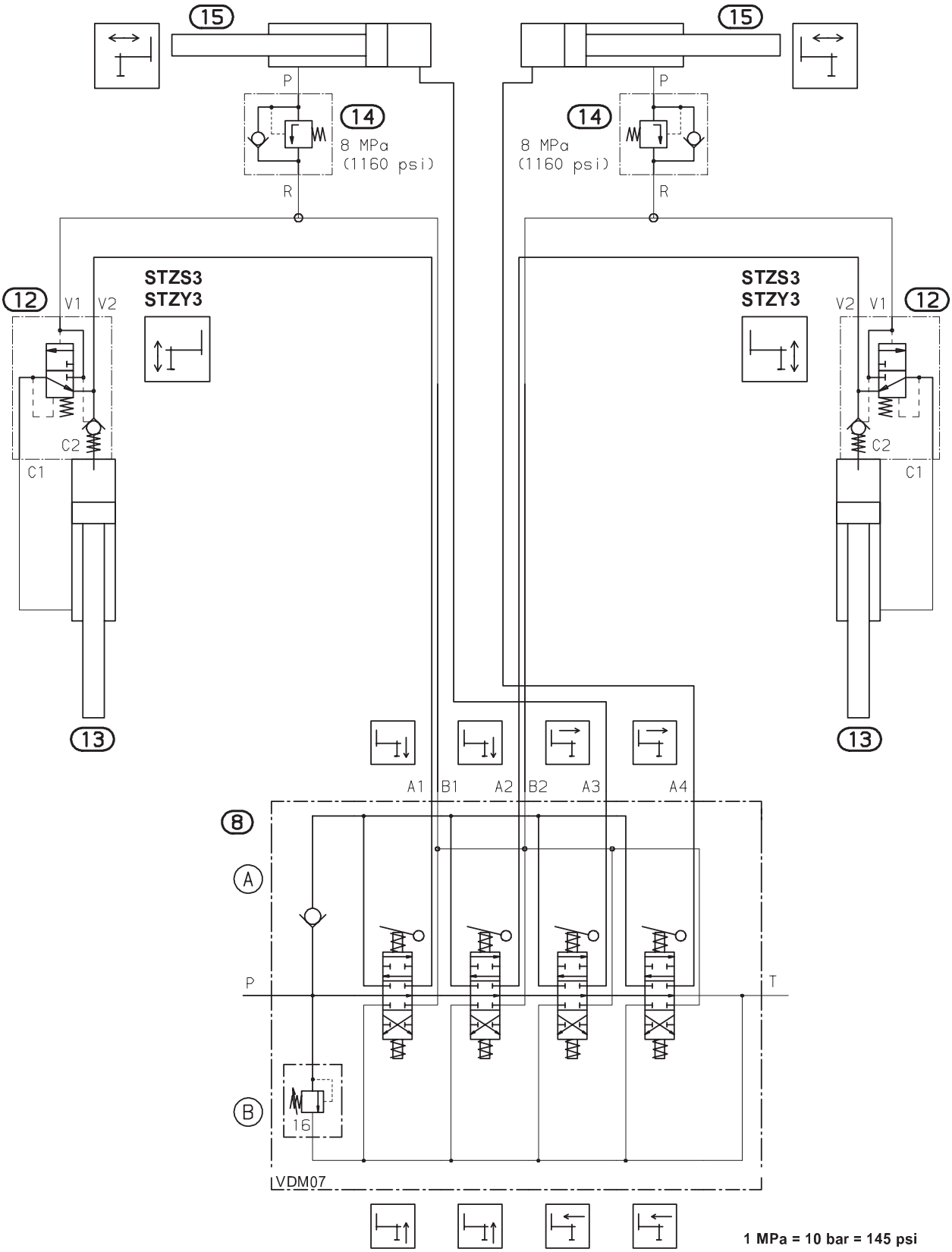

1 MPa = 10 bar = 145 psi

Alle Drücke = MPa
Unit in pressure = MPa
Unite de pression = MPa

Konstruktionsänderungen vorbehalten, fertigungstechn. Toleranzen müssen berücksichtigt werden.
Subject to change, production tolerances have to be taken into account.
Sous reserve de modifications de conception. Les tolerances relatives a la technique de production doivent etre prises en consideration.

100113198—>

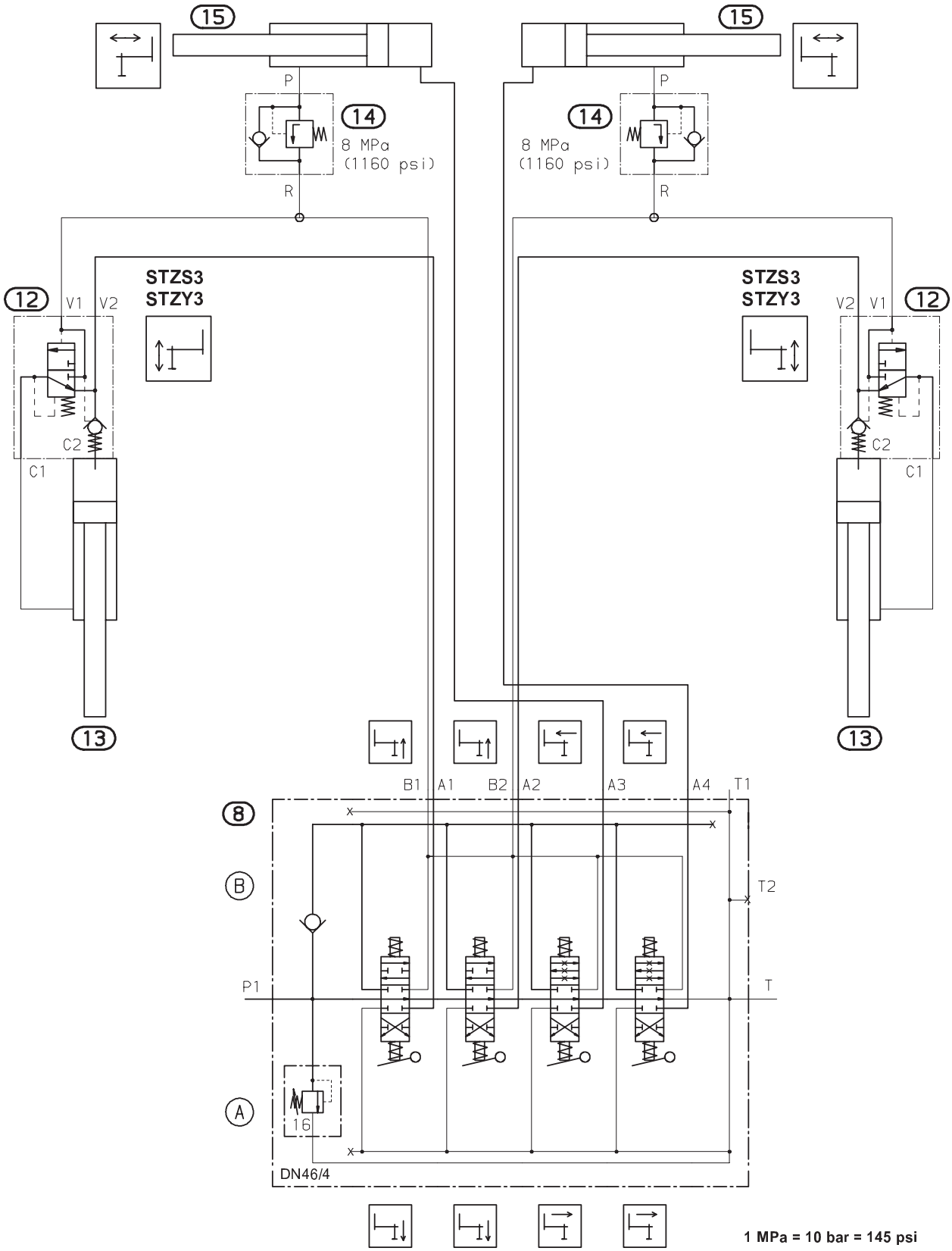

1 MPa = 10 bar = 145 psi

Alle Drücke = MPa
Unit in pressure = MPa
Unite de pression = MPa

Konstruktionsänderungen vorbehalten, fertigungstechn. Toleranzen müssen berücksichtigt werden.
Subject to change, production tolerances have to be taken into account.
Sous reserve de modifications de conception. Les tolerances relatives a la technique de production doivent etre prises en consideration.

Schwenkwerk
Slewing system
Dispositif de pivotement

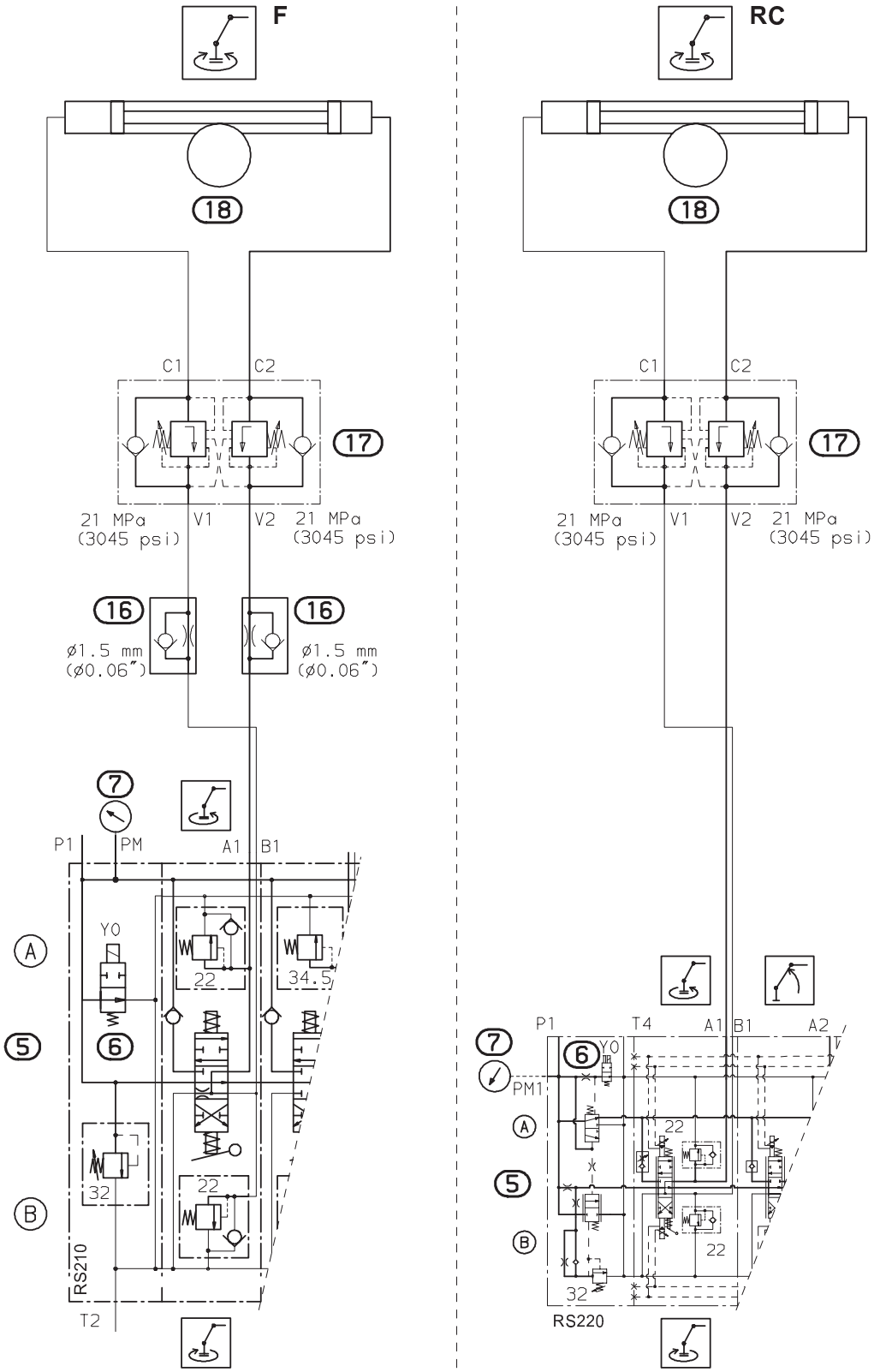

1 MPa = 10 bar = 145 psi

Alle Drücke = MPa
Unit in pressure = MPa
Unite de pression = MPa

Konstruktionsänderungen vorbehalten, fertigungstechn. Toleranzen müssen berücksichtigt werden.
Subject to change, production tolerances have to be taken into account.
Sous reserve de modifications de conception. Les tolerances relatives a la technique de production doivent etre prises en consideration.

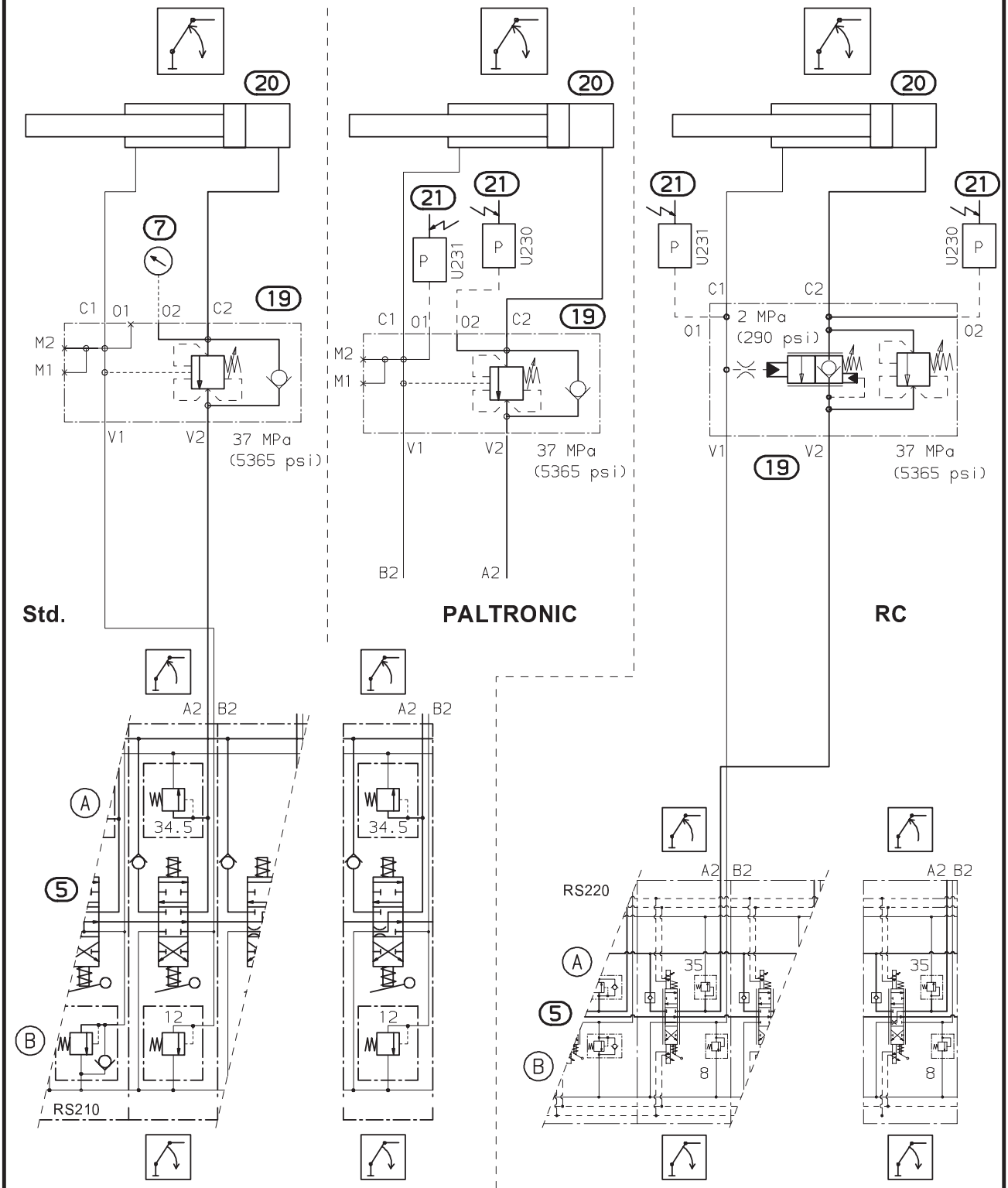

–––>12/2008 Std.,OSK,PALTRONIC
12/2008–––> OSK,PALTRONIC

12/2008–––> Std.

–––>12/2008 Std.,PALTRONIC
12/2008–––> PALTRONIC

12/2008–––> Std.

Std. = ohne Überlastsicherung
Std. = without overload protection
Std. = sans soupape de surcharge

1 MPa = 10 bar = 145 psi

Alle Drücke = MPa
Unit in pressure = MPa
Unite de pression = MPa

Konstruktionsänderungen vorbehalten, fertigungstechn. Toleranzen müssen berücksichtigt werden.
Subject to change, production tolerances have to be taken into account.
Sous reserve de modifications de conception. Les tolerances relatives a la technique de production doivent etre prises en consideration.

Knickarm
Outer boom
Deuxieme bras

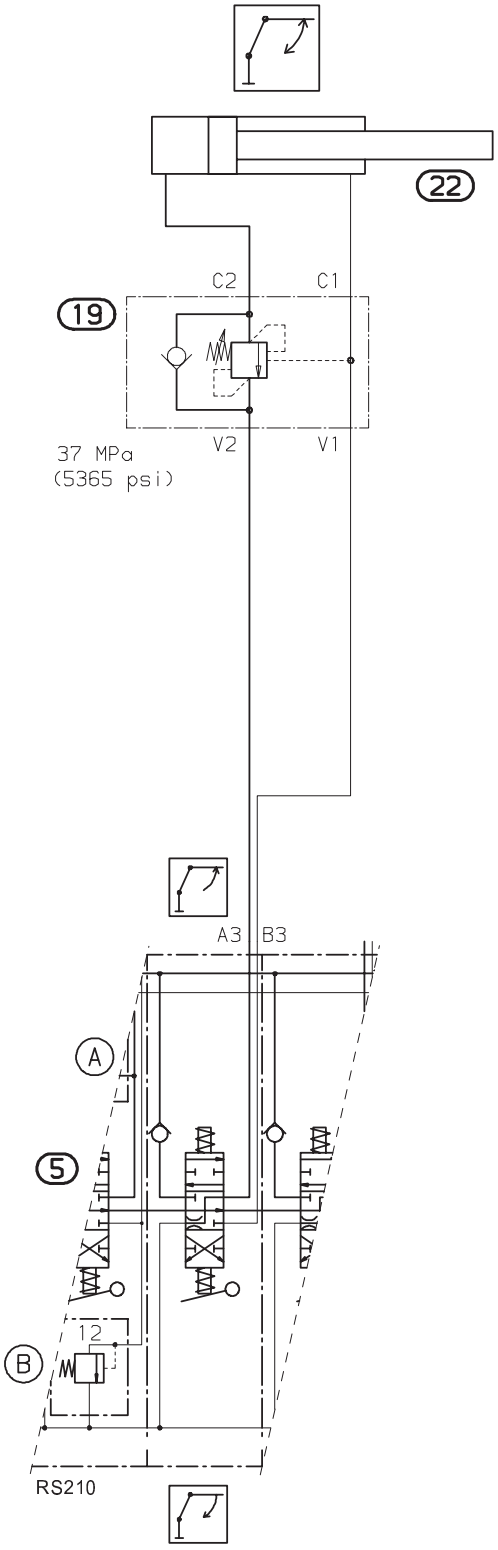

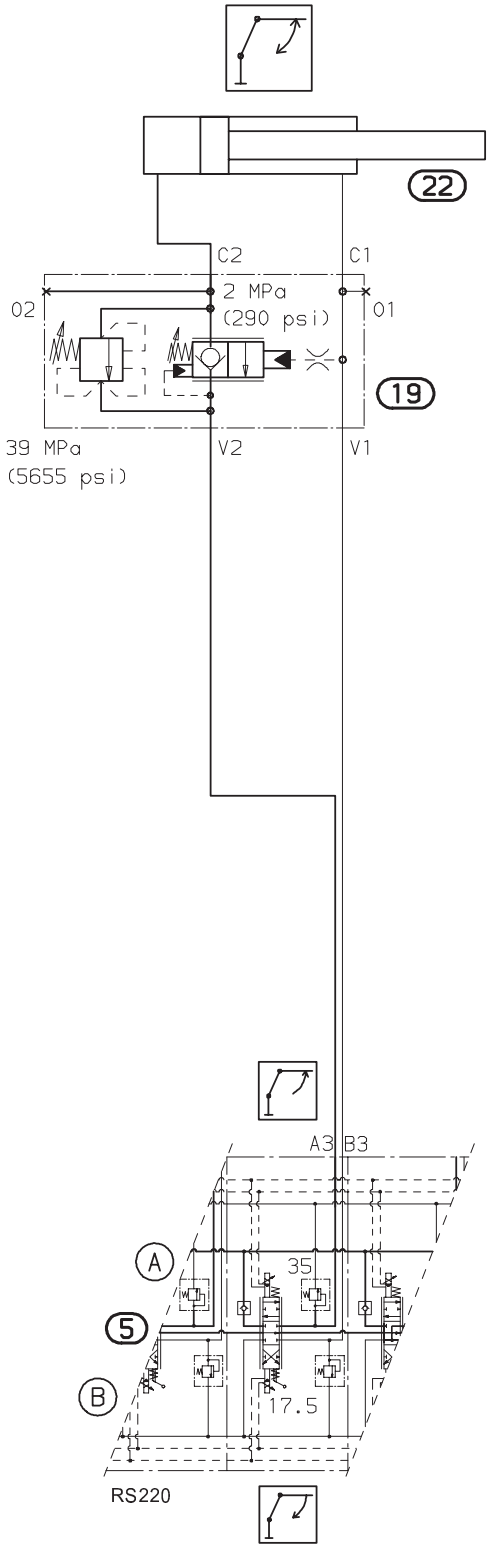

RC

1 MPa = 10 bar = 145 psi

Alle Drücke = MPa
Unit in pressure = MPa
Unite de pression = MPa

Konstruktionsänderungen vorbehalten, fertigungstechn. Toleranzen müssen berücksichtigt werden.
Subject to change, production tolerances have to be taken into account.
Sous reserve de modifications de conception. Les tolerances relatives a la technique de production doivent etre prises en consideration.

Schubzylinder I(),II(A)
Boom extensions ram I(),II(A)
Verin d' extension I(),II(A)

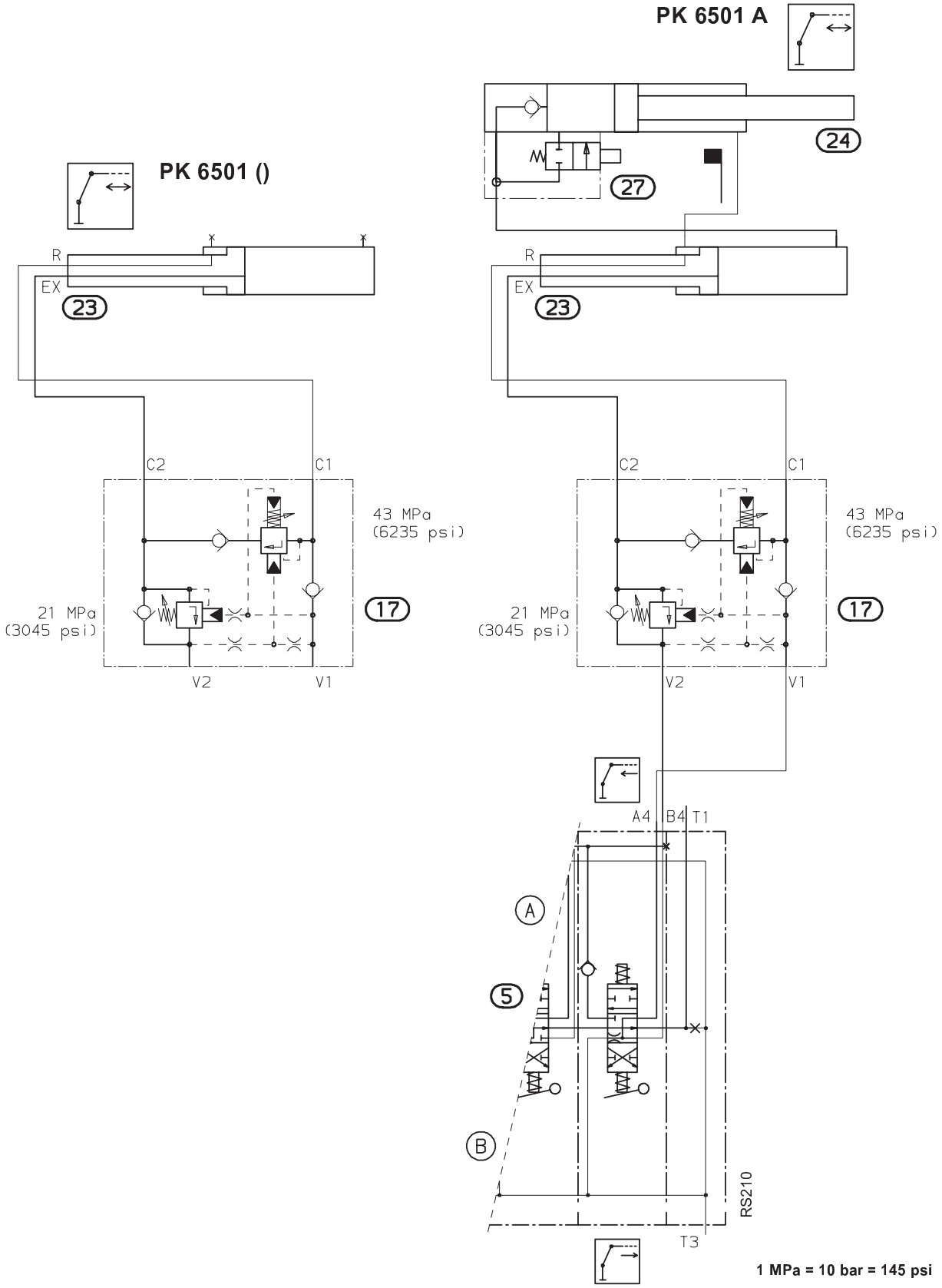

1 MPa = 10 bar = 145 psi

Alle Drücke = MPa
Unit in pressure = MPa
Unite de pression = MPa

Konstruktionsänderungen vorbehalten, fertigungstechn. Toleranzen müssen berücksichtigt werden.
Subject to change, production tolerances have to be taken into account.
Sous reserve de modifications de conception. Les tolerances relatives a la technique de production doivent etre prises en consideration.

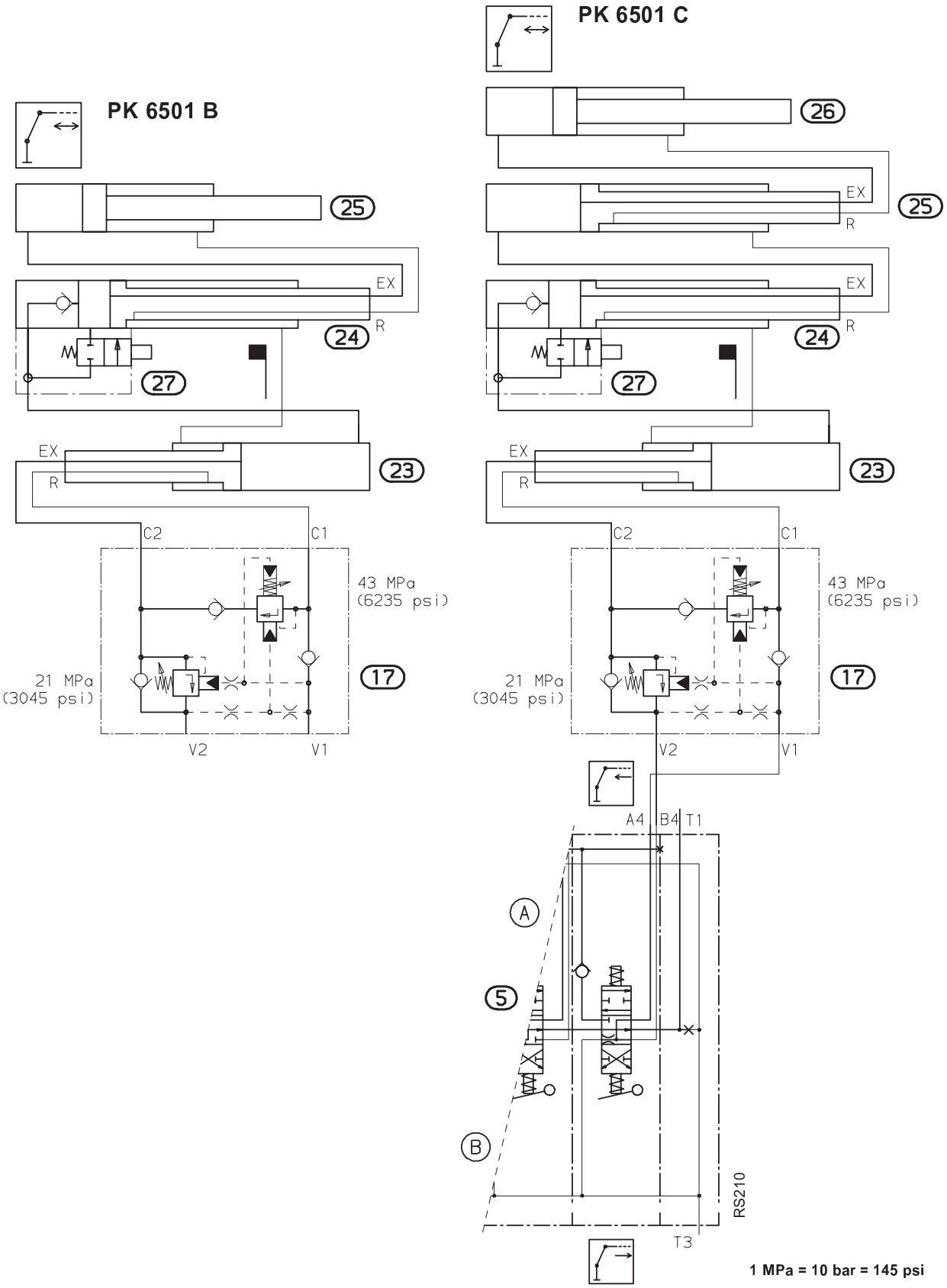

1 MPa = 10 bar = 145 psi

Alle Drücke = MPa
Unit in pressure = MPa
Unite de pression = MPa

Konstruktionsänderungen vorbehalten, fertigungstechn. Toleranzen müssen berücksichtigt werden.
Subject to change, production tolerances have to be taken into account.
Sous reserve de modifications de conception. Les tolerances relatives a la technique de production doivent etre prises en consideration.

Zusatzgeräte-2/4
Attachment-2/4
Connexion-2/4

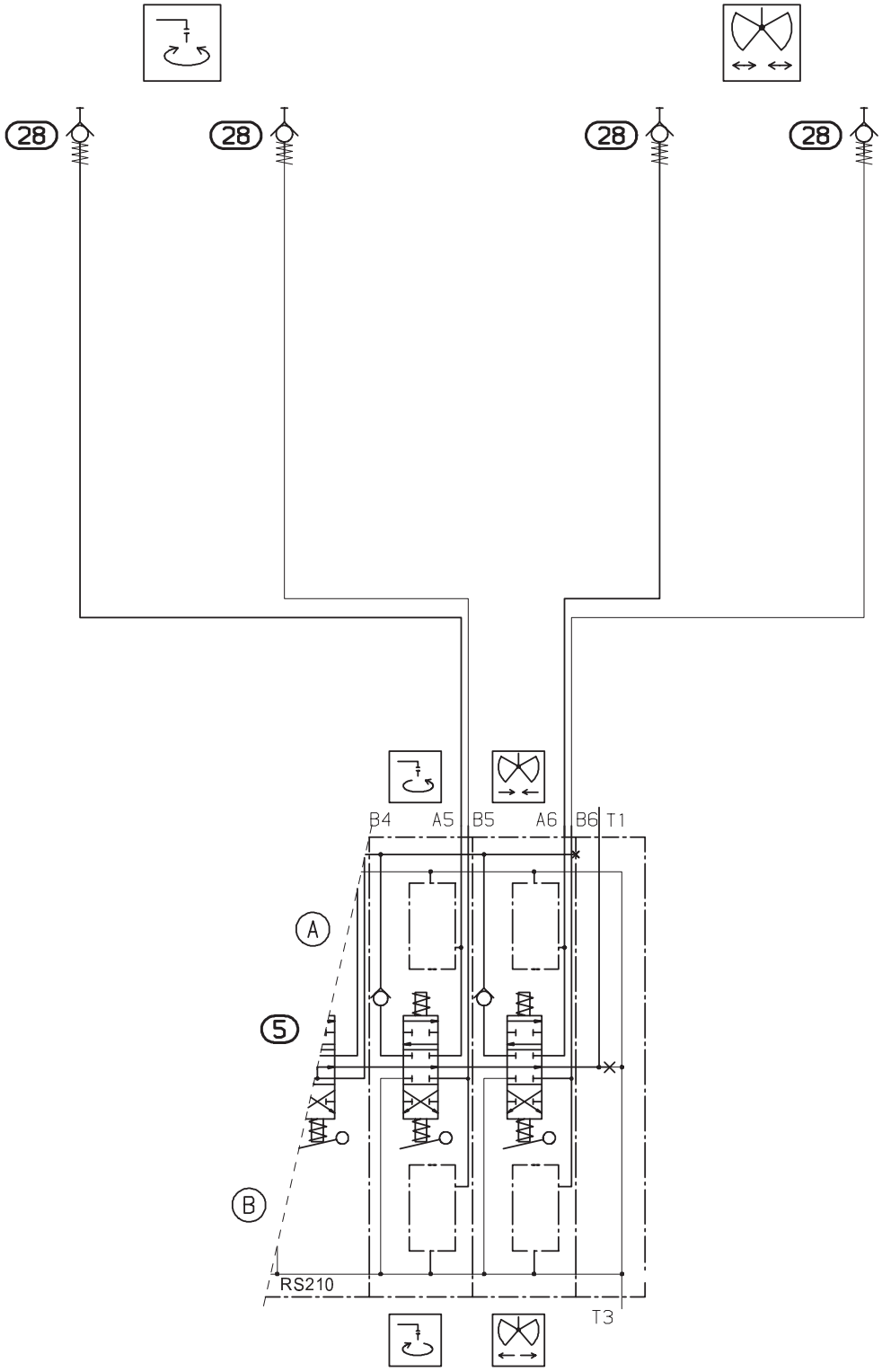

1 MPa = 10 bar = 145 psi

Alle Drücke = MPa
Unit in pressure = MPa
Unite de pression = MPa

Konstruktionsänderungen vorbehalten, fertigungstechn. Toleranzen müssen berücksichtigt werden.
Subject to change, production tolerances have to be taken into account.
Sous reserve de modifications de conception. Les tolerances relatives a la technique de production doivent etre prises en consideration.

Überlastsicherung-OSK-FL
Overload protection-OSK-FL
Soupape de surcharge-OSK-FL

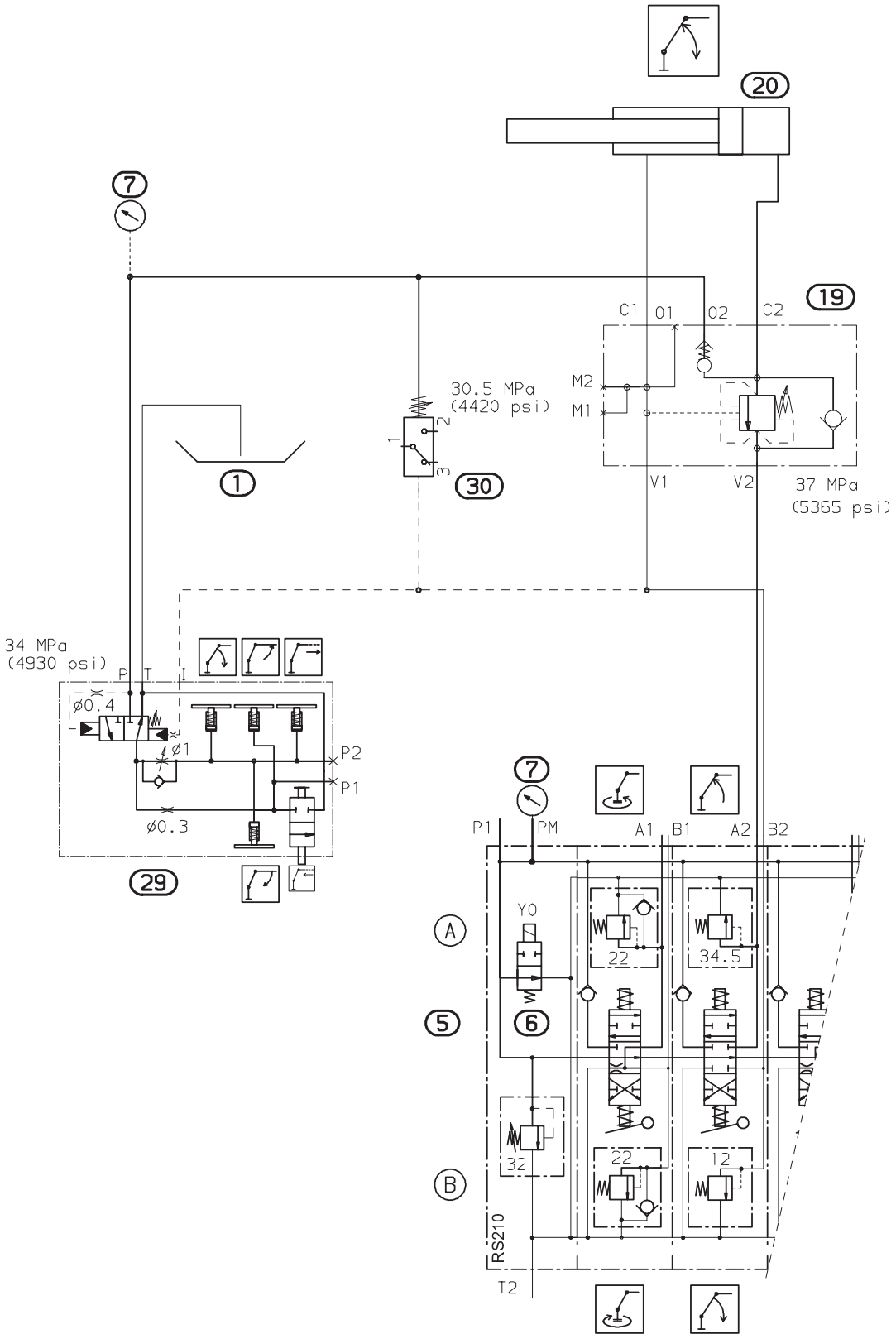

1 MPa = 10 bar = 145 psi

Alle Drücke = MPa
Unit in pressure = MPa
Unite de pression = MPa

Konstruktionsänderungen vorbehalten, fertigungstechn. Toleranzen müssen berücksichtigt werden.
Subject to change, production tolerances have to be taken into account.
Sous reserve de modifications de conception. Les tolerances relatives a la technique de production doivent etre prises en consideration.